




33 501 626



- 126mm projection
- fixed spout
- circular, air-enriched flow
- height of mixer 132 mm
- height up to aerator 45 mm
- hole diameter 35 mm
- 2x screw-in M 10 x 1 pressure hose, leak-tested
- max. flow 7 l/min
- lead-free
- WRAS

Only suitable for basins with an overflow.

	Matte Black	33 501 626-33
	Chrome	33 501 626-00
	Brushed Chrome	33 501 626-93

33 501 626

mm [inches]



Flow rate chart



Codes & Standards

DIN 4109

ISO 3822

Scottish Water
Byelaws

UK Water Supply
Regulations

Ü-Zeichen



EDITION PRO Single-lever basin mixer with pop-up waste - Matte Black

EDITION PRO

33 501 626

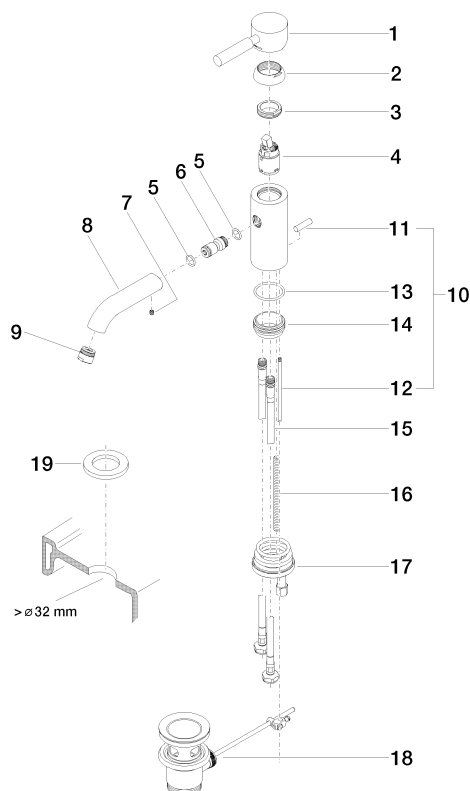
Certificates and sustainability

LGA_9

WRAS_240502

33 501 626

Parts for other
finishes can be found
here: [Chrome](#)



Spare parts list

No.	Item Number	Name	Quantity used	Delivery time
9	90 23 01 022 00-33	aerator	1.00	30
6	09 24 04 025 10 90	nipple	1.00	2
16	09 31 11 012 90	pin	1.00	2
8	09 11 06 059 10-33	spout	1.00	30
14	09 28 10 109-07	ring	1.00	30
13	09 14 10 119 90	seal	1.00	2
5	09 14 10 003 90	seal	1.00	2
3	09 24 04 130-07	nut	1.00	30
10	04 20 62 030 80-33	pull-rod	1.00	30
19	12 730 970-33	Rosette for tap hole cover - Matte Black	1.00	30
2	09 28 30 008-33	cover	1.00	30
4	90 15 05 041 00 90	cartridge	1.00	2
11	09 20 62 030-33	handle	1.00	30
1	90 20 62 046 00-33	handle	1.00	30
17	04 30 11 085 88 90	fixing set	1.00	2
15	04 30 04 104 00 90	hose	2.00	2
12	09 31 09 080-33	pull-rod	1.00	30
7	90 31 11 030 00 90	pin	1.00	2
18	90 11 01 001 00-33	pop-up waste	1.00	30