


META SQUARE Single-lever mixer Pull-down with spray function - Brushed Platinum













META SQUARE

33 870 861 Product version from 2/1/2023 to 10/30/2024




- 240mm projection
- pivotable spout 360°
- Optional swivel limiter available with swivel limiter set 12 823 970 90
- laminar and spray flow
- 1800 mm metal shower hose
- sprayface with anti-scaling system
- max. flow 10.4 l/min at 3 bar flow pressure
- lead-free
- Flow modes can be changed while the water is running
- This product can help a building meet the requirements of Green Building Rating Systems, e.g. LEED®, BREEAM®, DGNB


Intrinsic protection against back flow.

	Brushed Platinum	33 870 861-06
	Chrome	33 870 861-00
	Platinum	33 870 861-08
	Durabrass (23kt Gold)	33 870 861-09
	Dark Chrome	33 870 861-19
	Brushed Durabrass (23kt Gold)	33 870 861-28
	Matte Black	33 870 861-33
	Brushed Bronze	33 870 861-42
	Brushed Champagne (22kt Gold)	33 870 861-46
	Champagne (22kt Gold)	33 870 861-47
	Brushed Chrome	33 870 861-93
	Brushed Dark Platinum	33 870 861-99


Recommended miscellaneous

		Swivel limitation set -	12 823 970 90
---	--	--------------------------------	---------------

Recommended miscellaneous

		Strainer waste with control handle - Brushed Platinum	10 712 970-06
---	--	--	---------------

Recommended miscellaneous

		Dispenser without rosette - Brushed Platinum	82 424 970-06
---	--	---	---------------

META SQUARE Single-lever mixer Pull-down with spray function - Brushed Platinum

META SQUARE

33 870 861 Product version from 2/1/2023 to 10/30/2024

mm [inches]

1:5



Flow rate chart



Codes & Standards

DIN 4109

EN 1717

ISO 3822

Ü-Zeichen



META SQUARE Single-lever mixer Pull-down with spray function - Brushed Platinum

META SQUARE

33 870 861 Product version from 2/1/2023 to 10/30/2024

Certificates and sustainability

LGA_38

Belgaqua_24-005-2



Spare parts list

No.	Item Number	Name	Quantity used	Delivery time
9	90 20 66 027 00-06	handle	1.00	10
11	09 20 93 056 90	insert	1.00	2
1	90 12 11 148 00-06	shower	1.00	60
10	04 30 11 040 00 90	fixing set	1.00	2
7	09 14 10 190 90	seal	1.00	2
6	90 15 05 064 05 90	cartridge	1.00	2
8	09 28 30 030-06	cover	1.00	10
13	04 28 20 067 00 90	pipe	1.00	2
15	04 21 50 010 00 90	accessories	1.00	2
5	09 18 40 186 90	sleeve	1.00	2
3	90 28 22 308 00-06	spout	1.00	10
4	09 28 10 160 90	ring	2.00	2
12	04 30 04 100 00 90	hose	2.00	2
14	90 24 03 253 00 90	adaptor	1.00	2
2	04 30 02 120 00-06	hose	1.00	-

Spare part can no longer be ordered, please order the replacement item