

## Showerpipe with shower thermostat without hand shower - Brushed Chrome

SERIES SPECIFIC

34 460 979 Product version from 4/1/2024



- shower with fixed riser projection 453mm
- overhead shower: rain flow
- rain shower Ø 300 mm
- rain shower with anti-scale system
- max. rainshower flow 14 l/min
- Function from: 10 l/min
- rotary diverter with volume control and shut-off function
- slide-on rosettes Ø 70 mm
- height of fittings up to rain shower (bottom edge) 1009mm
- height of fittings up to top edge of elbow 1150mm
- gauge 150 mm - 13 mm
- metal shower hose 1750mm with integrated anti-twist protection
- 1/2" connection
- slide bar
- Pipe diameter 23.5 mm
- quick clearing
- WRAS

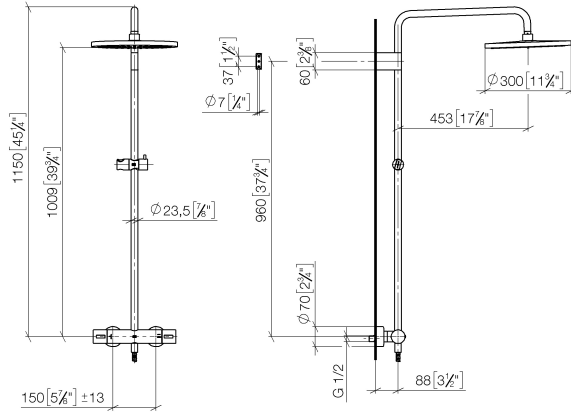
This article does not include a hand shower!

Intrinsic protection against back flow.

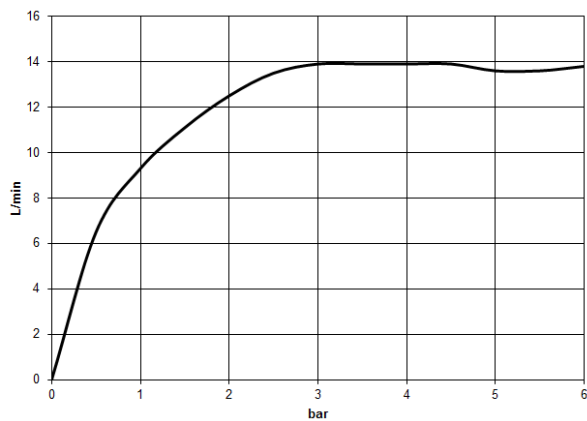
	Brushed Chrome	34 460 979-93
	Chrome	34 460 979-00
	Brushed Platinum	34 460 979-06
	Platinum	34 460 979-08
	Dark Chrome	34 460 979-19
	Light Gold	34 460 979-26
	Brushed Light Gold	34 460 979-27
	Brushed Durabronze (23kt Gold)	34 460 979-28
	Matte Black	34 460 979-33
	Brushed Dark Brass	34 460 979-39
	Brushed Bronze	34 460 979-42
	Brushed Champagne (22kt Gold)	34 460 979-46
	Champagne (22kt Gold)	34 460 979-47
	Brushed Dark Platinum	34 460 979-99

34 460 979 Product version from 4/1/2024

mm [inches]  
1:10



Flow rate chart



### Codes & Standards

DIN 4109

EN 1111

EN 1717

ISO 3822

Scottish Water  
Byelaws

UK Water Supply  
Regulations

Ü-Zeichen



## Showerpipe with shower thermostat without hand shower - Brushed Chrome

SERIES SPECIFIC

34 460 979 Product version from 4/1/2024

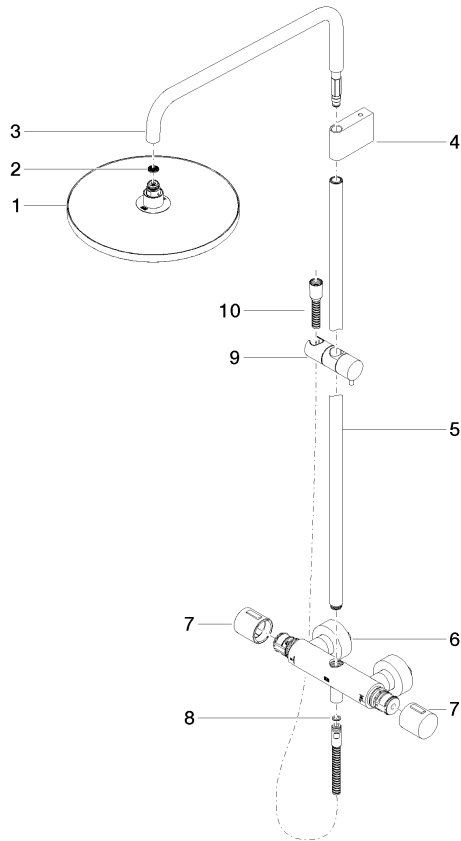
### Certificates and sustainability

DVGW\_DW-  
6509DN0

Belgaqua\_21-032-2 WRAS\_2204

LGA\_38

Parts for other finishes can be found here: [Chrome](#)



## Spare parts list

No.	Item Number	Name	Quantity used	Delivery time
5	90 28 22 349 00-93	pipe	1.00	20
4	90 17 11 150 00-93	holder	1.00	20
10	28 322 970-93	Metal shower hose 1/2" x 3/8" x 1750 mm - Brushed Chrome	1.00	20
6	04 17 01 250 00-93	connection	1.00	20
7	90 17 33 015 00-93	handle	2.00	20
3	90 28 22 348 00-93	pipe	1.00	20
9	12 570 970-93	Slide unit - Brushed Chrome	1.00	60
1	04 12 05 091 00-93	shower	1.00	20
2	09 23 01 039 90	sieve	1.00	2
8	90 14 20 026 00 90	seal	1.00	2