

36 515 979
















- HORIZONTAL RAIN, max. flow rate 6 l/min (at 3 bar)
- with anti-scale system
- cover plate 120 x 120 mm
- This product can help a building meet the requirements of Green Building Rating Systems, e.g. LEED®, BREEAM®, DGNB
- WRAS 1304001

**Flow restrictor (8.3 l/min) to extend shower jet from approx. 500 mm to approx. 1000 mm**

Flow restrictor (8.3 l/min) to extend shower jet from approx. 500 mm to approx. 1000 mm

Fits: IMO, LULU, MADISON, MEM, TARA, CL.1, LISSÉ, VAIA, META, CYO

	Chrome	36 515 979-00
	Brushed Platinum	36 515 979-06
	Platinum	36 515 979-08
	Dark Chrome	36 515 979-19
	Light Gold	36 515 979-26
	Brushed Light Gold	36 515 979-27
	Brushed Durabronze (23kt Gold)	36 515 979-28
	Matte Black	36 515 979-33
	Brushed Bronze	36 515 979-42
	Brushed Champagne (22kt Gold)	36 515 979-46
	Champagne (22kt Gold)	36 515 979-47
	Brushed Chrome	36 515 979-93
	Brushed Dark Platinum	36 515 979-99

**Required miscellaneous**



**WATER POINTS Adapter plate -** 12 305 970 90  
 • adapter plate for mounting concealed rough parts 35 205 970 90 on the xGRID installation track.

**Required miscellaneous**



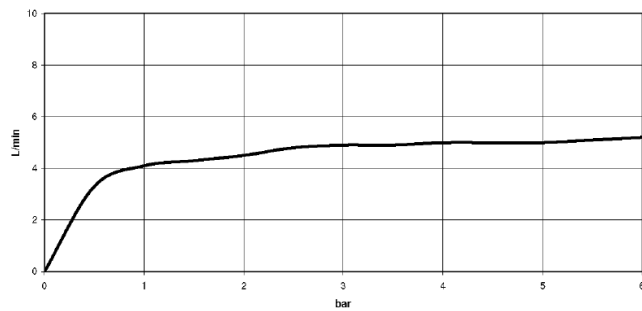
**Concealed wall installation box -** 35 205 970 90  
 • max. recess depth 110 mm  
 • min. recess depth 85 mm

36 515 979

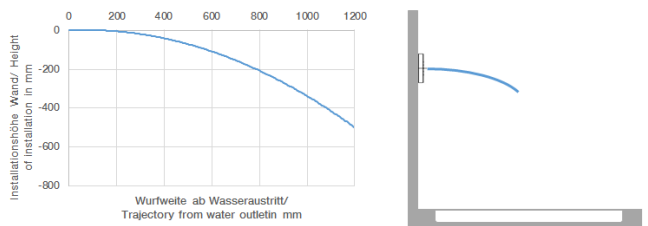
mm [inches]



**Flow rate chart**



**Trajectory diagram**



**Certificates**

IAPMO\_4976 (5).    LGA\_18896.    WRAS\_1304001.

36 515 979



**Spare parts list**

No.	Item Number	Name	Quantity used	Delivery time
1	09 28 01 024 90	holder	1	2
2	09 30 31 022 90	screw	4	2
3	09 30 30 031 90	screw	8	2
4	09 30 11 024 90	disc	8	2
5	09 12 12 205 90	base	1	2
6	09 16 01 016 90	ring	1	2
7	90 23 01 032 00 90	flow reducer	1	2
8	09 14 10 130 90	seal	1	2
9	09 16 01 017 90	ring	1	2
10	09 17 11 146 90	distributor	1	60
11	09 17 97 057 90	holder	1	2
12	09 29 30 043 90	insert	1	2
13	09 12 01 075 90	insert	1	2
14	09 14 03 117 90	seal	1	2
15	09 27 98 004-00	rosette	1	10
16	09 31 11 048 90	pin	1	2
17	09 23 01 052 90	flow reducer	1	2