














## WATER SHEET Cascade spout for wall mounting - Brushed Dark Platinum

13 415 979 Product version from 10/1/2023



- 150mm projection
- CASCADE, max. flow rate 26.5 l/min (at 3 bar)
- cover plate 240 x 60 mm
- 1/2" connection
- plug-link mounting
- WRAS

	Brushed Dark Platinum	13 415 979-99
	Chrome	13 415 979-00
	Brushed Platinum	13 415 979-06
	Platinum	13 415 979-08
	Dark Chrome	13 415 979-19
	Light Gold	13 415 979-26
	Brushed Light Gold	13 415 979-27
	Brushed Durabronze (23kt Gold)	13 415 979-28
	Matte Black	13 415 979-33
	Brushed Bronze	13 415 979-42
	Brushed Champagne (22kt Gold)	13 415 979-46
	Champagne (22kt Gold)	13 415 979-47
	Brushed Chrome	13 415 979-93

### Recommended miscellaneous



- Concealed wall elbow -**
- max. recess depth mm
  - min. recess depth mm

35 085 970 90

### Recommended miscellaneous



- Concealed wall elbow -**
- max. recess depth mm
  - min. recess depth mm

35 085 970 90

## WATER SHEET Cascade spout for wall mounting - Brushed Dark Platinum

13 415 979 Product version from 10/1/2023

mm [inches]



Flow rate chart



Trajectory diagram



### Codes & Standards

ASME A112.18.1 cUPC DIN 4109 ISO 3822

Scottish Water  
Byelaws

UK Water Supply  
Regulations

Ü-Zeichen



# WATER SHEET Cascade spout for wall mounting - Brushed Dark Platinum

---

13 415 979 Product version from 10/1/2023

## Certificates

---

LGA_19	WRAS_2306	IAPMO_4976
--------	-----------	------------

## WATER SHEET Cascade spout for wall mounting - Brushed Dark Platinum

13 415 979 Product version from 10/1/2023



### Spare parts list

No.	Item Number	Name	Quantity used	Delivery time
1	09 23 01 057 90	flow reducer	1	2
2	90 24 03 213 00 90	connection	1	2
3	09 14 03 134 90	seal	1	2
4	04 30 31 024 01 90	fixing set	1	2
5	09 17 97 059 90	holder	1	2
6	09 31 11 036 90	pin	2	2
7	09 31 11 040 90	pin	2	2
8	09 24 03 214 90	nipple	2	2
9	09 27 78 031-99	rosette	1	20
10	09 11 78 003 20-99	spout	1	20
11	90 29 03 059 00 90	insert	1	2