
















WATER FALL Cascade spout for wall mounting - Brushed Durabronze (23kt Gold)


SERIES-VARIOUS

13 420 979 Product version from 4/1/2023			
	<ul style="list-style-type: none"> CASCADE, max. flow rate 26.5 l/min (at 3 bar) Function from: l/min 		
	Technical data: <ul style="list-style-type: none"> cover plate 240 x 60 mm 120mm projection 1/2" connection plug-link mounting 		
		 Brushed Durabronze (23kt Gold)	13 420 979-28
		 Chrome	13 420 979-00
		 Brushed Platinum	13 420 979-06
		 Platinum	13 420 979-08
		 Dark Chrome	13 420 979-19
		 Light Gold	13 420 979-26
		 Brushed Light Gold	13 420 979-27
		 Matte Black	13 420 979-33
		 Brushed Dark Brass	13 420 979-39
		 Brushed Bronze	13 420 979-42
		 Brushed Champagne (22kt Gold)	13 420 979-46
		 Champagne (22kt Gold)	13 420 979-47
		 Brushed Chrome	13 420 979-93

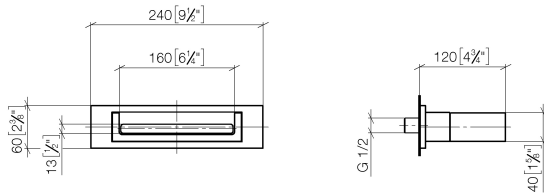
Recommended miscellaneous

		35 085 970 90
	Concealed wall elbow - <ul style="list-style-type: none"> max. recess depth 163 mm min. recess depth 90 mm 	

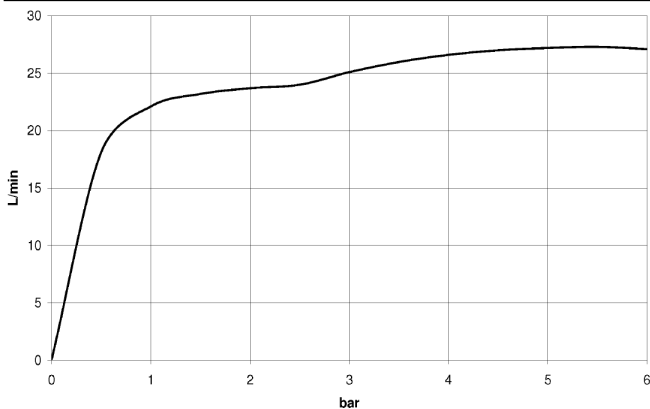
Recommended miscellaneous

		35 085 970 90
	Concealed wall elbow - <ul style="list-style-type: none"> max. recess depth 163 mm min. recess depth 90 mm 	

13 420 979 Product version from 4/1/2023
mm [inches]



Flow rate chart



Trajectory diagram



Codes & Standards

DIN 4109

ISO 3822

Scottish Water
Byelaws

UK Water Supply
Regulations

Ü-Zeichen



WATER FALL Cascade spout for wall mounting - Brushed Durabronz (23kt Gold)

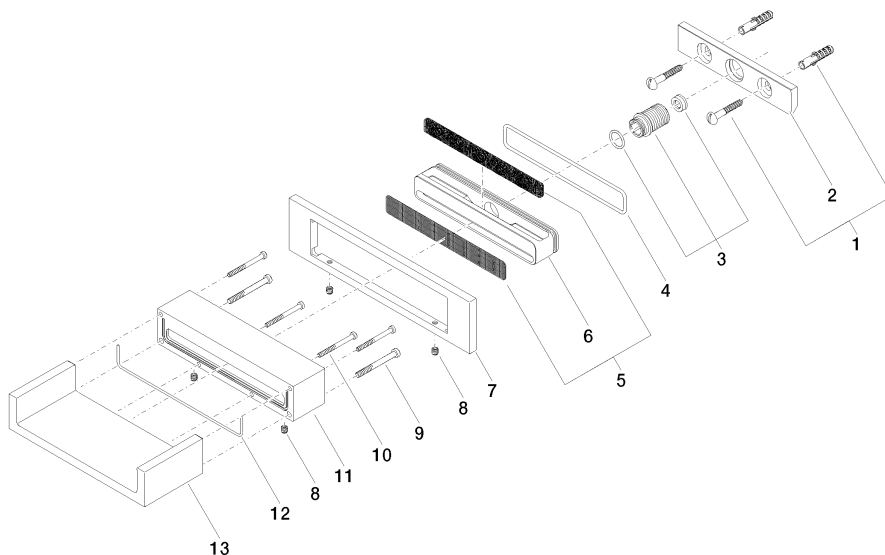
SERIES-VARIOUS

13 420 979 Product version from 4/1/2023

Certificates and sustainability

LGA_18

WRAS_2111



Spare parts list

No.	Item Number	Name	Quantity used	Delivery time
12	09 14 03 504 90	seal	1.00	2
5	90 29 30 040 00 90	insert	1.00	2
10	09 30 30 086 90	screw	4.00	2
13	09 11 94 046-28	spout	1.00	20
11	09 30 01 104-28	casing	1.00	20
7	09 27 97 034-28	rosette	1.00	20
2	09 17 97 056 90	holder	1.00	2
1	04 30 31 024 01 90	fixing set	1.00	2
3	90 24 05 008 00 90	nipple set	1.00	2
9	09 30 30 147 90	screw	2.00	2
8	09 31 11 049 90	pin	4.00	2
4	09 14 10 504 90	seal	1.00	2
6	09 17 11 044 20 90	distributor	1.00	2