

















WATER FALL Cascade spout with individual jets for wall mounting - Brushed Dark Platinum


SERIES-VARIOUS

13 425 979    Product version from 10/1/2023			
	<ul style="list-style-type: none"> <li>PEARLSTREAM</li> <li>Max. flow rate 9.5 l/min (at 3 bar)</li> <li>Function from: l/min</li> </ul>		
	<b>Technical data:</b> <ul style="list-style-type: none"> <li>plate 240 mm x 60 mm</li> <li>22mm projection</li> <li>connection 1/2", for shortening</li> <li>plug-link mounting</li> </ul>		
			Brushed Dark Platinum 13 425 979-99
			Chrome 13 425 979-00
			Brushed Platinum 13 425 979-06
			Platinum 13 425 979-08
			Dark Chrome 13 425 979-19
			Light Gold 13 425 979-26
			Brushed Light Gold 13 425 979-27
			Brushed Durabrass (23kt Gold) 13 425 979-28
			Matte Black 13 425 979-33
			Brushed Dark Brass 13 425 979-39
			Brushed Bronze 13 425 979-42
			Brushed Champagne (22kt Gold) 13 425 979-46
			Champagne (22kt Gold) 13 425 979-47
			Brushed Chrome 13 425 979-93

Recommended miscellaneous

		35 085 970 90	
	<b>Concealed wall elbow -</b>		
	<ul style="list-style-type: none"> <li>max. recess depth 163 mm</li> <li>min. recess depth 90 mm</li> </ul>		

Recommended miscellaneous

		35 085 970 90	
	<b>Concealed wall elbow -</b>		
	<ul style="list-style-type: none"> <li>max. recess depth 163 mm</li> <li>min. recess depth 90 mm</li> </ul>		

# WATER FALL Cascade spout with individual jets for wall mounting - Brushed Dark Platinum

SERIES-VARIOUS

13 425 979 Product version from 10/1/2023  
mm [inches]



Flow rate chart



Trajectory diagram



## Codes & Standards

ASME A112.18.1

cUPC

DIN 4109

ISO 3822

## Ü-Zeichen



## WATER FALL Cascade spout with individual jets for wall mounting - Brushed Dark Platinum

SERIES-VARIOUS

---

13 425 979 Product version from 10/1/2023

Certificates and sustainability

---

LGA\_19

IAPMO\_4976



## Spare parts list

No.	Item Number	Name	Quantity used	Delivery time
7	09 17 01 185 20-99	spout	1.00	20
8	90 29 03 071 00 90	insert	1.00	2
3	09 17 97 053 90	holder	1.00	2
5	90 31 20 087 00-99	plug	1.00	20
6	09 31 11 144 90	pin	2.00	2
4	90 24 03 199 00 90	connection	1.00	2
2	09 14 05 009 90	seal	1.00	2
1	04 30 31 024 01 90	fixing set	1.00	2