


Wall-mounted basin spout without pop-up waste - Brushed Durabronze (23kt Gold)

SERIES SPECIFIC

13 800 882 Product version from 3/13/2017		
	<ul style="list-style-type: none"> • 190mm projection • fixed spout • circular, air-enriched flow • hole diameter 40 mm • rosette Ø 60 mm • 1/2" connection • plug-link mounting • max. flow 7 l/min • lead-free • This product can help a building meet the requirements of Green Building Rating Systems, e.g. LEED®, BREEAM®, DGNB • WRAS 	<div>  Brushed Durabronze (23kt Gold) </div>
		13 800 882-28
		<div>  Chrome </div>
		13 800 882-00
		<div>  Dark Chrome </div>
		13 800 882-19
		<div>  Brushed Bronze </div>
		13 800 882-42
		<div>  Brushed Champagne (22kt Gold) </div>
		13 800 882-46
		<div>  Champagne (22kt Gold) </div>
		13 800 882-47
		<div>  Brushed Chrome </div>
		13 800 882-93
		<div>  Brushed Dark Platinum </div>
		13 800 882-99

Recommended miscellaneous

Concealed wall elbow -		35 085 970 90
	•max. recess depth 163 mm	
	•min. recess depth 90 mm	

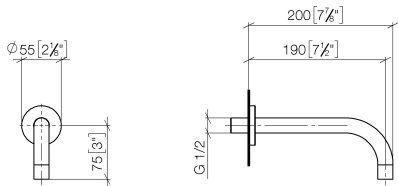
Wall-mounted basin spout without pop-up waste - Brushed Durabronz (23kt Gold)

SERIES SPECIFIC

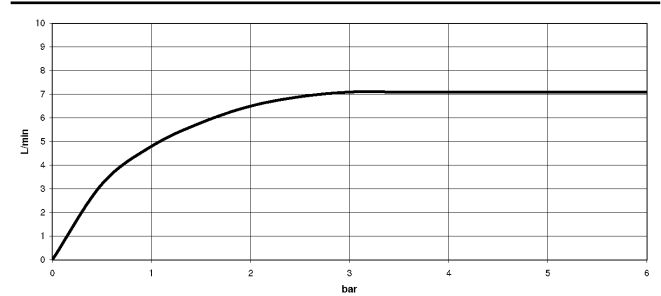
13 800 882

Product version from 3/13/2017

mm [inches]



Flow rate chart



Codes & Standards

DIN 4109	ISO 3822	Scottish Water Byelaws	UK Water Supply Regulations
----------	----------	------------------------	-----------------------------

Ü-Zeichen



Wall-mounted basin spout without pop-up waste - Brushed Durabross (23kt Gold)

SERIES SPECIFIC

13 800 882 Product version from 3/13/2017

Certificates and sustainability

LGA_29

WRAS_240602



Spare parts list

No.	Item Number	Name	Quantity used	Delivery time
1	09 24 03 081 10 90	extension	1.00	2
3	09 27 22 503-28	rosette	1.00	20
4	90 23 01 019 00-28	aerator	1.00	20
2	90 14 10 026 00 90	seal	1.00	2