

CL.1 Deck valve clockwise closing cold - Brushed Dark Platinum

CL.1

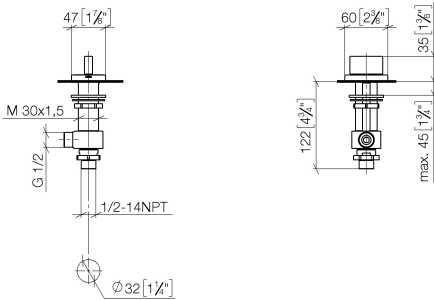
20 004 705    Product version from 3/9/2015



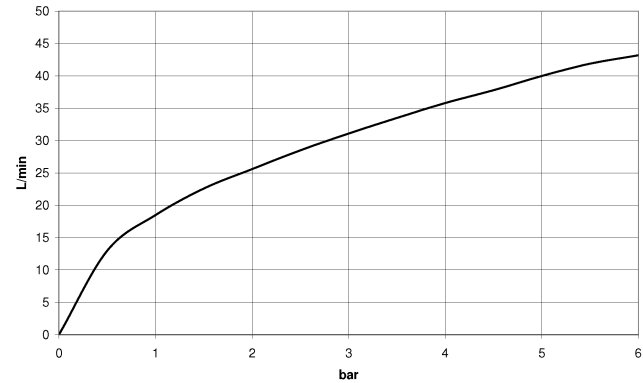
- hole diameter 32 mm
- rosette 60 x 47 mm
- with cold marking
- WRAS

	Brushed Dark Platinum	20 004 705-99
	Chrome	20 004 705-00
	Brushed Platinum	20 004 705-06
	Dark Chrome	20 004 705-19
	Brushed Champagne (22kt Gold)	20 004 705-46
	Champagne (22kt Gold)	20 004 705-47

mm [inches]



Flow rate chart



Codes & Standards

ASME A112.18.1	cUPC	DIN 4109	ISO 3822
NSF372	NSF61	Scottish Water Byelaws	UK Water Supply Regulations
Ü-Zeichen			



CL.1 Deck valve clockwise closing cold - Brushed Dark Platinum

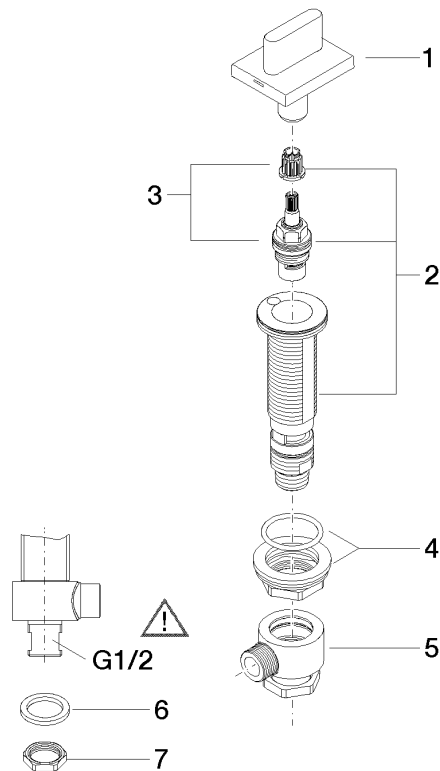
CL.1

20 004 705    Product version from 3/9/2015

Certificates and sustainability

WRAS_1804	IAPMO_N-4	LGA_28	IAPMO_4976	IAPMO_6
WRAS_240202				

Parts for other  
finishes can be found  
here: [Chrome](#)



## Spare parts list

No.	Item Number	Name	Quantity used	Delivery time
3	90 90 03 153 00 90	top	1.00	2
8	09 23 10 012 90	nut	1.00	2
2	04 17 11 058 53 90	side panel	1.00	2
1	90 20 70 051 06-99	handle ( cold )	1.00	20
5	04 17 11 023 10 90	distributor	1.00	2
4	04 23 10 032 78 90	fixing set	1.00	2
7	09 30 11 059 90	disc	1.00	2
6	90 23 30 040 00-99	threaded connector	1.00	20