

LULU Three-hole basin mixer with pop-up waste - Brushed Platinum

LULU

20 713 710



- 155mm projection
- fixed spout
- circular, air-enriched flow
- height of mixer 114 mm
- height up to aerator 90 mm
- hole diameter valve 32 mm
- hole diameter spout 35 mm
- rosette 47 x 55 mm
- 2x screw-in M 8 x 1 pressure hose, leak-tested
- max. flow 7 l/min
- lead-free
- WRAS 1906089
- This product can help a building meet the requirements of Green Building Rating Systems, e.g. LEED®, BREEAM®, DGNB

Only suitable for basins with an overflow.



Brushed Platinum

20 713 710-06



Chrome

20 713 710-00

Recommended miscellaneous



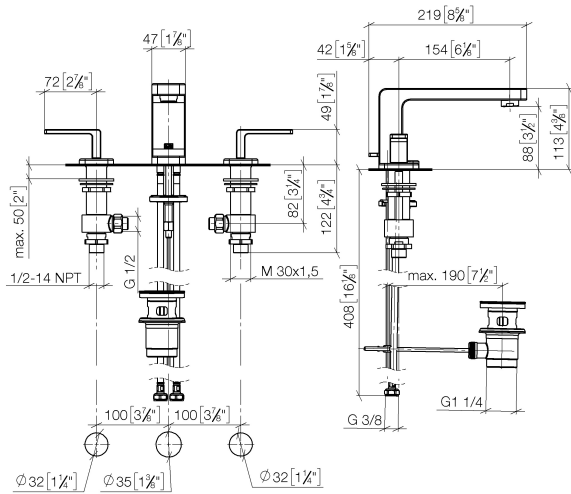
High pressure hoses -

12 506 970 90

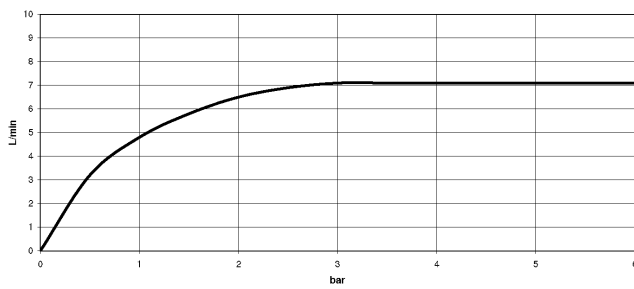
- 2x 3/8" x 1/2" x 500mm high pressure hose

20 713 710

mm [inches]



Flow rate chart



Codes & Standards

DIN 4109

ISO 3822

Scottish Water
Byelaws

UK Water Supply
Regulations

Ü-Zeichen



LULU Three-hole basin mixer with pop-up waste - Brushed Platinum

LULU

20 713 710

Certificates

WRAS_1906

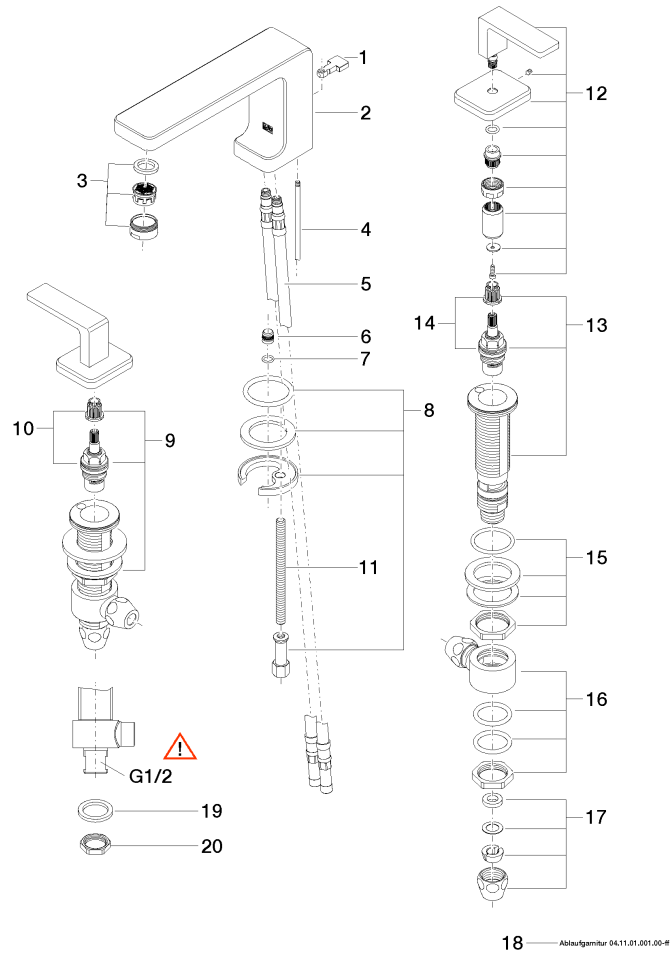
LGA_19

20 713 710

Product version up to 8/31/2015

Product version from 8/31/2015 to 7/22/2021

Product version from 8/1/2021





LULU Three-hole basin mixer with pop-up waste - Brushed Platinum

LULU

20 713 710

Spare parts list

Product version up to 8/31/2015

Product version from 8/31/2015 to 7/22/2021

Product version from 8/1/2021

No.	Item Number	Name	Quantity used	Delivery time
	09 20 71 033-06	handle	29	10