












META Single-lever basin mixer with stand pipe without pop-up waste - Brushed Platinum

META

22 584 661 Product version from 5/1/2022



- 202mm projection
- circular, air-enriched flow
- total height 1197 - 1267 mm
- height up to water outlet point 1098 mm
- rosette Ø 135 mm
- max. flow 5.7 l/min
- lead-free
- This product can help a building meet the requirements of Green Building Rating Systems, e.g. LEED®, BREEAM®, DGNB
- pivoting spout
- WRAS

| | | |
|---|-------------------------------|---------------|
|  | Brushed Platinum | 22 584 661-06 |
|  | Chrome | 22 584 661-00 |
|  | Dark Chrome | 22 584 661-19 |
|  | Light Gold | 22 584 661-26 |
|  | Brushed Light Gold | 22 584 661-27 |
|  | Matte Black | 22 584 661-33 |
|  | Brushed Dark Brass | 22 584 661-39 |
|  | Brushed Bronze | 22 584 661-42 |
|  | Brushed Champagne (22kt Gold) | 22 584 661-46 |
|  | Champagne (22kt Gold) | 22 584 661-47 |
|  | Brushed Chrome | 22 584 661-93 |
|  | Brushed Dark Platinum | 22 584 661-99 |

Required miscellaneous



- Concealed floor mounting -**
- max. recess depth 150 mm
 - min. recess depth 80 mm

35 945 970 90

Required miscellaneous



- Concealed floor mounting -**
- max. recess depth 150 mm
 - min. recess depth 80 mm

35 945 970 90

META Single-lever basin mixer with stand pipe without pop-up waste - Brushed Platinum

META

22 584 661 Product version from 5/1/2022
mm [inches]



Flow rate chart



Codes & Standards

DIN 4109

ISO 3822

Scottish Water
Byelaws

UK Water Supply
Regulations

Ü-Zeichen



META Single-lever basin mixer with stand pipe without pop-up waste - Brushed Platinum

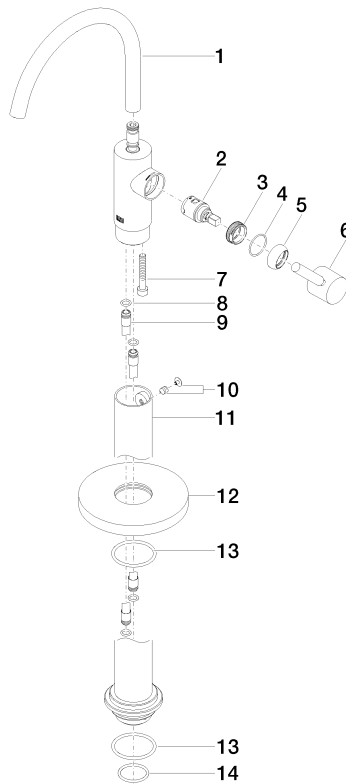
META

22 584 661 Product version from 5/1/2022

Certificates and sustainability

LGA_38

WRAS_240502



Spare parts list

| No. | Item Number | Name | Quantity used | Delivery time |
|-----|--------------------|------------|---------------|---------------|
| 12 | 09 27 88 005-06 | rosette | 1.00 | 10 |
| 7 | 09 30 30 111 90 | screw | 1.00 | 2 |
| 2 | 90 15 05 042 00 90 | cartridge | 1.00 | 2 |
| 10 | 04 31 11 002 00 90 | pin | 1.00 | 2 |
| 5 | 09 28 30 021-06 | cover | 1.00 | 10 |
| 13 | 09 14 10 084 90 | seal | 2.00 | 2 |
| 3 | 09 24 04 266 90 | nut | 1.00 | 2 |
| 6 | 90 20 66 003 00-06 | handle | 1.00 | 10 |
| 14 | 09 14 10 018 90 | seal | 1.00 | 2 |
| 9 | 04 28 22 022 10 90 | connection | 2.00 | 2 |
| 8 | 09 14 10 139 90 | seal | 2.00 | 2 |
| 1 | 90 28 22 313 00-06 | spout | 1.00 | 10 |
| 4 | 09 14 10 091 90 | seal | 1.00 | 2 |
| 11 | 90 28 22 574 00-06 | pipe | 1.00 | 10 |