









## MEM Single-lever bath mixer with stand pipe for free-standing assembly with hand shower set - Brushed Champagne (22kt Gold)

MEM

25 863 782



- 281mm projection
- spout: cascade
- max. flow 25.1 l/min at 3 bar flow pressure
- Hand shower: COMPACT RAIN, max. flow rate 6.8 l/min (at 3 bar)
- bar-type hand shower with anti-scale system
- wall bracket
- automatic bath/shower diverter
- total height 1139 - 1209 mm
- stand pipe height 598 - 668 mm
- height up to aerator 968 – 1038 mm
- push-on rosette 131 x 131 mm
- metal shower hose 1250mm with integrated anti-twist protection

	Brushed Champagne (22kt Gold)	25 863 782-46
	Chrome	25 863 782-00
	Brushed Platinum	25 863 782-06
	Platinum	25 863 782-08
	Dark Chrome	25 863 782-19
	Brushed Durabronze (23kt Gold)	25 863 782-28
	Champagne (22kt Gold)	25 863 782-47
	Brushed Dark Platinum	25 863 782-99

### Required miscellaneous



- Concealed floor mounting -**
- max. recess depth 150 mm
  - min. recess depth 80 mm

35 945 970 90

## MEM Single-lever bath mixer with stand pipe for free-standing assembly with hand shower set - Brushed Champagne (22kt Gold)

MEM

25 863 782



### Flow rate chart



### Certificates

LGA\_38507.

**MEM Single-lever bath mixer with stand pipe for free-standing assembly with hand shower set - Brushed Champagne (22kt Gold)**

MEM

25 863 782





## MEM Single-lever bath mixer with stand pipe for free-standing assembly with hand shower set - Brushed Champagne (22kt Gold)

MEM

25 863 782

### Spare parts list

No.	Item Number	Name	Quantity used	Delivery time
1	90 12 11 140 30-46	shower	1	30
2	90 30 02 072 00-46	Metal shower hose 1/2" x 3/8" x 1250 mm - Brushed Champagne (22kt Gold)	1	30
3	09 18 40 118 90	sleeve	1	2
4	09 31 11 058 90	pin	1	2
5	09 31 11 040 90	pin	3	2
6	90 23 01 141 00 90	back-flow preventer	1	2
7	90 14 10 010 00 90	seal	2	2
8	09 24 03 130-00	nipple	1	10
9	90 16 02 023 00 90	spring	1	2
10	09 31 09 094 20-46	pull-rod	1	60
11	90 14 10 055 00 90	seal	1	2
12	09 21 34 080-46	nipple	1	60
13	90 14 10 033 00 90	seal	1	2
14	09 24 03 069 90	nipple	1	2
15	90 21 02 069 00-46	cover	1	30
16	90 14 20 026 00 90	seal	1	2
17	90 28 22 392 00-46	spout	1	30
18	04 31 20 034 00 90	plug	2	2
19	09 23 01 057 90	flow reducer	1	2
20	09 14 10 031 90	seal	2	2
21	09 14 10 148 90	seal	1	2
22	90 15 05 039 00 90	cartridge	1	2
23	09 24 04 298 90	nut	1	2
24	09 14 10 037 90	seal	1	2
25	09 28 30 036-46	cover	1	30
26	09 20 67 014-46	handle	1	60
27	90 31 11 030 00 90	pin	1	2
28	90 31 20 087 00-46	plug	1	30
29	09 14 10 139 90	seal	4	2
30	04 28 22 025 00 90	connection	2	2
31	09 20 93 051 90	holder	2	2
32	04 28 22 024 00-46	pipe	1	60
33	09 27 71 011-46	rosette	1	60
34	09 14 03 107 90	seal	1	2
35	09 14 10 084 90	seal	1	2
36	09 14 10 018 90	seal	1	2