

## Shower set without hand shower - Chrome















## SERIES SPECIFIC

26 413 625 Product version from 10/1/2023



- slide bar
- Pipe diameter 18 mm
- rosette Ø 55 mm
- gauge 800 mm
- metal shower hose 1750mm with integrated anti-twist protection
- shower hose connector 3/8"
- WRAS

This article does not include a hand shower!

|                                                                                     |                               |               |
|-------------------------------------------------------------------------------------|-------------------------------|---------------|
|    | Chrome                        | 26 413 625-00 |
|    | Brushed Platinum              | 26 413 625-06 |
|    | Platinum                      | 26 413 625-08 |
|    | Dark Chrome                   | 26 413 625-19 |
|    | Light Gold                    | 26 413 625-26 |
|    | Brushed Light Gold            | 26 413 625-27 |
|    | Brushed Durabrass (23kt Gold) | 26 413 625-28 |
|    | Matte Black                   | 26 413 625-33 |
|    | Brushed Dark Brass            | 26 413 625-39 |
|   | Brushed Bronze                | 26 413 625-42 |
|  | Brushed Champagne (22kt Gold) | 26 413 625-46 |
|  | Champagne (22kt Gold)         | 26 413 625-47 |
|  | Brushed Chrome                | 26 413 625-93 |
|  | Brushed Dark Platinum         | 26 413 625-99 |

## Shower set without hand shower - Chrome


SERIES SPECIFIC

26 413 625 Product version from 10/1/2023


### Recommended miscellaneous

|                                                                                   |                                                                                        |               |
|-----------------------------------------------------------------------------------|----------------------------------------------------------------------------------------|---------------|
|  | <b>Concealed wall elbow -</b><br>•max. recess depth 163 mm<br>•min. recess depth 90 mm | 35 085 970 90 |
|-----------------------------------------------------------------------------------|----------------------------------------------------------------------------------------|---------------|


### Required miscellaneous

|                                                                                   |                             |               |
|-----------------------------------------------------------------------------------|-----------------------------|---------------|
|  | <b>Hand shower - Chrome</b> | 28 018 979-00 |
|-----------------------------------------------------------------------------------|-----------------------------|---------------|


### Required miscellaneous

|                                                                                   |                             |               |
|-----------------------------------------------------------------------------------|-----------------------------|---------------|
|  | <b>Hand shower - Chrome</b> | 28 016 979-00 |
|-----------------------------------------------------------------------------------|-----------------------------|---------------|

### Required miscellaneous

|                                                                                   |                                        |                    |
|-----------------------------------------------------------------------------------|----------------------------------------|--------------------|
|  | <b>Hand shower FlowReduce - Chrome</b> | 28 016 979-00 0010 |
|-----------------------------------------------------------------------------------|----------------------------------------|--------------------|

### Required miscellaneous

|                                                                                     |                                        |                    |
|-------------------------------------------------------------------------------------|----------------------------------------|--------------------|
|  | <b>Hand shower FlowReduce - Chrome</b> | 28 018 979-00 0010 |
|-------------------------------------------------------------------------------------|----------------------------------------|--------------------|


### Required miscellaneous

|                                                                                     |                                                       |                    |
|-------------------------------------------------------------------------------------|-------------------------------------------------------|--------------------|
|  | <b>SERIES-VARIOUS Hand shower FlowReduce - Chrome</b> | 28 027 979-00 0010 |
|-------------------------------------------------------------------------------------|-------------------------------------------------------|--------------------|

### Required miscellaneous

|                                                                                     |                                                       |                    |
|-------------------------------------------------------------------------------------|-------------------------------------------------------|--------------------|
|  | <b>SERIES-VARIOUS Hand shower FlowReduce - Chrome</b> | 28 029 979-00 0010 |
|-------------------------------------------------------------------------------------|-------------------------------------------------------|--------------------|


### Required miscellaneous

|                                                                                   |                             |               |
|-----------------------------------------------------------------------------------|-----------------------------|---------------|
|  | <b>Hand shower - Chrome</b> | 28 012 979-00 |
|-----------------------------------------------------------------------------------|-----------------------------|---------------|


### Recommended miscellaneous

|                                                                                   |                            |               |
|-----------------------------------------------------------------------------------|----------------------------|---------------|
|  | <b>Wall elbow - Chrome</b> | 28 450 625-00 |
|-----------------------------------------------------------------------------------|----------------------------|---------------|

### Required miscellaneous

|                                                                                   |                                        |                    |
|-----------------------------------------------------------------------------------|----------------------------------------|--------------------|
|  | <b>Hand shower FlowReduce - Chrome</b> | 28 012 979-00 0010 |
|-----------------------------------------------------------------------------------|----------------------------------------|--------------------|

### Required miscellaneous

|                                                                                   |                             |               |
|-----------------------------------------------------------------------------------|-----------------------------|---------------|
|  | <b>Hand shower - Chrome</b> | 28 017 979-00 |
|-----------------------------------------------------------------------------------|-----------------------------|---------------|

### Required miscellaneous

|                                                                                     |                                                       |                    |
|-------------------------------------------------------------------------------------|-------------------------------------------------------|--------------------|
|  | <b>SERIES-VARIOUS Hand shower FlowReduce - Chrome</b> | 28 025 979-00 0010 |
|-------------------------------------------------------------------------------------|-------------------------------------------------------|--------------------|

### Required miscellaneous

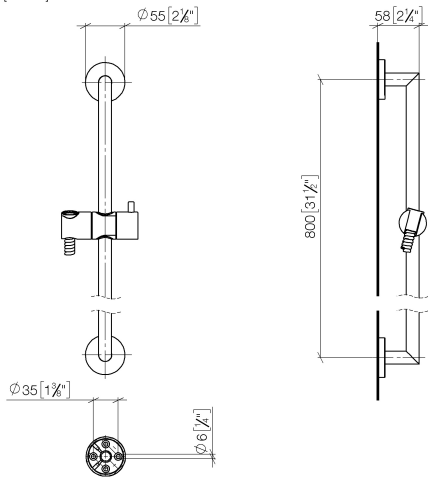
|                                                                                     |                                            |               |
|-------------------------------------------------------------------------------------|--------------------------------------------|---------------|
|  | <b>SERIES-VARIOUS Hand shower - Chrome</b> | 28 029 979-00 |
|-------------------------------------------------------------------------------------|--------------------------------------------|---------------|

Shower set without hand shower - Chrome

SERIES SPECIFIC

26 413 625    Product version from 10/1/2023

mm [inches]

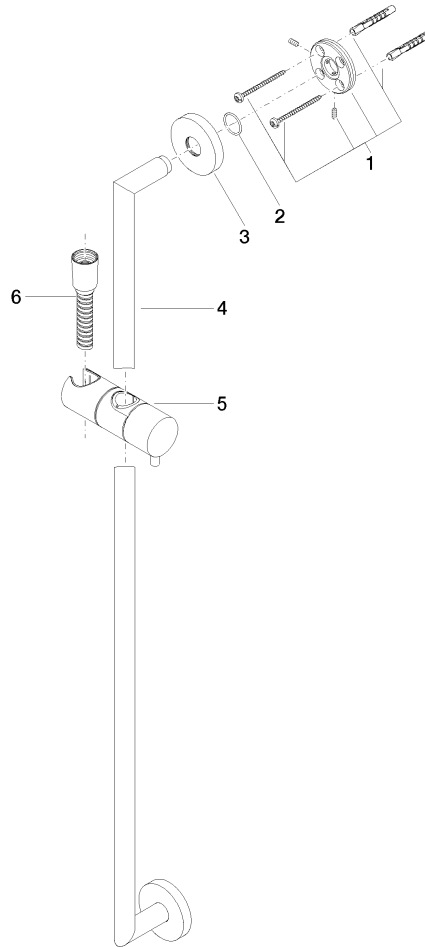


Codes & Standards

|                |      |                           |                                |
|----------------|------|---------------------------|--------------------------------|
| ASME A112.18.1 | cUPC | Scottish Water<br>Byelaws | UK Water Supply<br>Regulations |
| XP P 41-280    |      |                           |                                |

Certificates and sustainability

|           |               |            |
|-----------|---------------|------------|
| WRAS_2009 | ACS_20 ACC LY | IAPMO_4976 |
|-----------|---------------|------------|



## Spare parts list

| No. | Item Number        | Name                                             | Quantity used | Delivery time |
|-----|--------------------|--------------------------------------------------|---------------|---------------|
| 5   | 12 580 970-00      | Slide unit - Chrome                              | 1.00          | 10            |
| 3   | 08 27 62 500-00    | rosette                                          | 2.00          | 10            |
| 6   | 28 322 970-00      | Metal shower hose 1/2" x 3/8" x 1750 mm - Chrome | 1.00          | 2             |
| 4   | 05 28 22 590 01-00 | bar                                              | 1.00          | 10            |
| 1   | 05 17 62 500 00 90 | fixing set                                       | 2.00          | 2             |
| 2   | 90 14 10 032 00 90 | seal                                             | 2.00          | 2             |