

## SERIES SPECIFIC Hand shower set FlowReduce - Brushed Platinum











## SERIES SPECIFIC

27 806 625 Product version from 10/1/2023



- COMPACT RAIN, max. flow rate 6.8 l/min (at 3 bar)
- with anti-scale system
- rosette Ø 55 mm
- metal shower hose 1250mm with integrated anti-twist protection
- shower holder rosette Ø 55mm
- This product can help a building meet the requirements of Green Building Rating Systems, e.g. LEED®, BREEAM®, DGNB

Intrinsic protection against back flow.

	Brushed Platinum	27 806 625-06 0010
	Chrome	27 806 625-00
	Chrome	27 806 625-00 0010
	Brushed Platinum	27 806 625-06
	Dark Chrome	27 806 625-19
	Dark Chrome	27 806 625-19 0010
	Light Gold	27 806 625-26 0010
	Light Gold	27 806 625-26
	Brushed Light Gold	27 806 625-27 0010
	Brushed Light Gold	27 806 625-27
	Brushed Durabrass (23kt Gold)	27 806 625-28
	Brushed Durabrass (23kt Gold)	27 806 625-28 0010
	Matte Black	27 806 625-33
	Matte Black	27 806 625-33 0010
	Brushed Dark Brass	27 806 625-39 0010
	Brushed Dark Brass	27 806 625-39
	Brushed Bronze	27 806 625-42
	Brushed Bronze	27 806 625-42 0010
	Brushed Champagne (22kt Gold)	27 806 625-46
	Brushed Champagne (22kt Gold)	27 806 625-46 0010
	Champagne (22kt Gold)	27 806 625-47
	Champagne (22kt Gold)	27 806 625-47 0010
	Brushed Chrome	27 806 625-93
	Brushed Chrome	27 806 625-93 0010
	Brushed Dark Platinum	27 806 625-99
	Brushed Dark Platinum	27 806 625-99 0010


SERIES SPECIFIC Hand shower set FlowReduce - Brushed Platinum

SERIES SPECIFIC

27 806 625

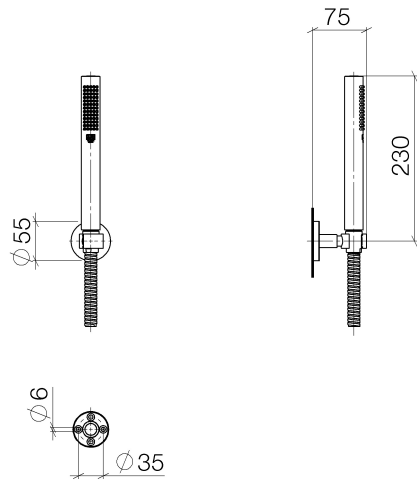
Product version from 10/1/2023

Recommended miscellaneous

	<div> <div>Concealed wall elbow -</div> <div> <div>•max. recess depth 163 mm</div> <div>•min. recess depth 90 mm</div> </div> </div>	35 085 970 90
---	--	---------------

Recommended miscellaneous

	<div> <div>Wall elbow - Brushed Platinum</div> </div>	28 450 625-06
---	---	---------------



**Codes & Standards**

ASME A112.18.1	cUPC	DIN 4109	ISO 3822
----------------	------	----------	----------

**Ü-Zeichen**

**Certificates and sustainability**

LGA_29	IAPMO_4976
--------	------------



Spare parts list

No.	Item Number	Name	Quantity used	Delivery time
2	90 30 02 072 00-06	Metal shower hose 1/2" x 3/8" x 1250 mm - Brushed Platinum	1.00	10
3	28 050 625-06	Wall bracket - Brushed Platinum	1.00	10
1	90 12 11 140 41-06	shower	1.00	10