














WATER TUBE Kneipp wall elbow with hose holder with individual rosettes -

Brushed Light Gold

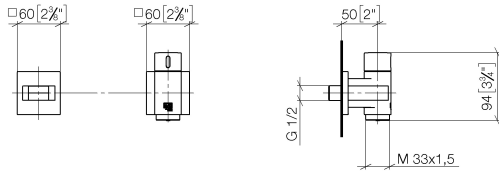
27 821 979	Product version from 3/6/2023		
	<ul style="list-style-type: none"> • LAMINAR FLOW, max. flow rate 15 l/min (at 3 bar) • with volume control • rosette 60 x 60 mm • holder for Kneipp hose • 1/2" wall elbow • without hose 	<div>  <div>Brushed Light Gold</div> </div>	27 821 979-27
		<div>  <div>Chrome</div> </div>	27 821 979-00
		<div>  <div>Brushed Platinum</div> </div>	27 821 979-06
		<div>  <div>Platinum</div> </div>	27 821 979-08
		<div>  <div>Dark Chrome</div> </div>	27 821 979-19
		<div>  <div>Brushed Durabronze (23kt Gold)</div> </div>	27 821 979-28
		<div>  <div>Matte Black</div> </div>	27 821 979-33
		<div>  <div>Brushed Champagne (22kt Gold)</div> </div>	27 821 979-46
		<div>  <div>Champagne (22kt Gold)</div> </div>	27 821 979-47
		<div>  <div>Brushed Chrome</div> </div>	27 821 979-93
		<div>  <div>Brushed Dark Platinum</div> </div>	27 821 979-99
	<p>Intrinsic protection against back flow.</p> <p>Product change as of 1.4.2023: max. flow 15 l/min</p>		

Recommended miscellaneous

	<div> <div>Concealed wall elbow -</div> <ul style="list-style-type: none"> •min. recess depth mm •max. recess depth mm </div>	35 085 970 90
		

**WATER TUBE Kneipp wall elbow with hose holder with individual rosettes -
Brushed Light Gold**

27 821 979 Product version from 3/6/2023
mm [inches]



Flow rate chart



Codes & Standards

EN 1717



WATER TUBE Kneipp wall elbow with hose holder with individual rosettes - Brushed Light Gold

27 821 979 Product version from 3/6/2023

Certificates

Belgaqua_22_280_2

WATER TUBE Kneipp wall elbow with hose holder with individual rosettes - Brushed Light Gold

27 821 979 Product version from 3/6/2023



Spare parts list

No.	Item Number	Name	Quantity used	Delivery time
1	09 20 97 021-27	handle	1	60
2	90 90 03 145 00 90	top	1	2
3	90 23 01 146 00 90	flow reducer	1	2
4	09 11 03 135-27	connection	1	60
5	90 23 01 045 00 90	back-flow preventer	1	2
6	90 31 11 112 00 90	pin	1	2
7	09 14 10 081 90	seal	1	2
8	09 24 03 151 90	nipple	1	2
9	09 31 11 040 90	pin	1	2
10	09 27 97 021-27	rosette	1	60
11	09 14 10 119 90	seal	1	2
12	90 14 10 049 00 90	seal	1	2
13	05 30 31 025 00 90	fixing set	1	2
14	09 27 97 022-27	rosette	1	60
15	08 17 20 726 90	holder	2	2
16	09 31 11 148 90	pin	2	2
17	09 17 20 023-27	holder	1	60