

Hand shower - Brushed Champagne (22kt Gold)



























SERIES-VARIOUS

28 012 979 Product version from 4/1/2024



- spray head Ø 120mm
- Four settings: COMPACT RAIN, COMPACT SOFT FLOW, COMPACT AQUAPRESSURE FLOW, COMPACT CASCADE, max. flow rate 15 l/min (at 3 bar)
- with anti-scale system
- 1/2" connection

Intrinsic protection against back flow.



	Brushed Champagne (22kt Gold)	28 012 979-46
	Chrome	28 012 979-00 0010
	Chrome	28 012 979-00
	Brushed Platinum	28 012 979-06 0010
	Brushed Platinum	28 012 979-06
	Platinum	28 012 979-08
	Platinum	28 012 979-08 0010
	Dark Chrome	28 012 979-19
	Dark Chrome	28 012 979-19 0010
	Light Gold	28 012 979-26
	Light Gold	28 012 979-26 0010
	Brushed Light Gold	28 012 979-27
	Brushed Light Gold	28 012 979-27 0010
	Brushed Durabrass (23kt Gold)	28 012 979-28
	Brushed Durabrass (23kt Gold)	28 012 979-28 0010
	Matte Black	28 012 979-33
	Matte Black	28 012 979-33 0010
	Brushed Dark Brass	28 012 979-39 0010
	Brushed Dark Brass	28 012 979-39
	Brushed Bronze	28 012 979-42
	Brushed Bronze	28 012 979-42 0010
	Brushed Champagne (22kt Gold)	28 012 979-46 0010
	Champagne (22kt Gold)	28 012 979-47
	Champagne (22kt Gold)	28 012 979-47 0010
	Brushed Chrome	28 012 979-93
	Brushed Chrome	28 012 979-93 0010



Hand shower - Brushed Champagne (22kt Gold)

SERIES-VARIOUS

28 012 979 Product version from 4/1/2024

	Brushed Dark Platinum	28 012 979-99
	Brushed Dark Platinum	28 012 979-99 0010

mm [inches]



Flow rate chart



Codes & Standards

DIN 4109	EN 1112	ISO 3822	Ü-Zeichen
----------	---------	----------	-----------



Hand shower - Brushed Champagne (22kt Gold)

SERIES-VARIOUS

28 012 979 Product version from 4/1/2024

Certificates and sustainability

DVGW_DW- LGA_29
6517DN0

Parts for other finishes can be found here: [Chrome](#)



Spare parts list

No.	Item Number	Name	Quantity used	Delivery time
4	09 30 09 022 90	key	1.00	2
1	09 23 01 039 90	sieve	1.00	2
3	04 12 11 071 00 90	shower	1.00	2
2	09 23 01 046 90	back-flow preventer	1.00	2