














Hand shower - Dark Chrome

28 015 979



- COMPACT RAIN, max. flow rate 15 l/min (at 3 bar)
- with anti-scale system
- spray head Ø 100mm
- 1/2" connection
- WRAS

Intrinsic protection against back flow.

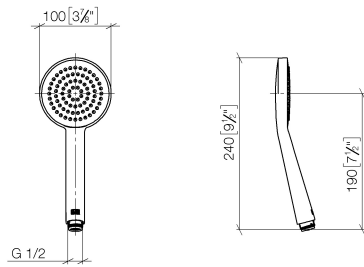
	Dark Chrome	28 015 979-19
	Chrome	28 015 979-00
	Brushed Platinum	28 015 979-06
	Platinum	28 015 979-08
	Light Gold	28 015 979-26
	Brushed Light Gold	28 015 979-27
	Brushed Durabrass (23kt Gold)	28 015 979-28
	Matte Black	28 015 979-33
	Brushed Bronze	28 015 979-42
	Brushed Champagne (22kt Gold)	28 015 979-46
	Champagne (22kt Gold)	28 015 979-47
	Brushed Chrome	28 015 979-93
	Brushed Dark Platinum	28 015 979-99



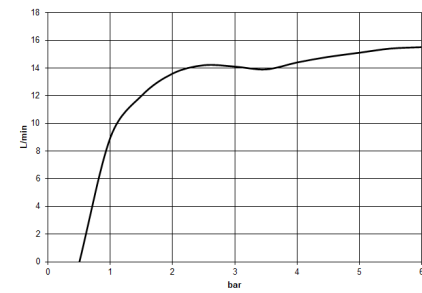
Hand shower - Dark Chrome

28 015 979

mm [inches]



Flow rate chart



Codes & Standards

DIN 4109

EN 1112

ISO 3822

Ü-Zeichen



Hand shower - Dark Chrome

28 015 979

Certificates

DVGW_DW-
6517DN0

LGA_29

Hand shower - Dark Chrome

28 015 979

Parts for other
finishes can be found
here: [Chrome](#)

