

## Hand shower - Brushed Dark Platinum

IMO



























28 018 979



- Three or five settings: COMPACT RAIN, COMPACT SOFT FLOW, COMPACT AQUAPRESSURE FLOW, max. flow rate 15 l/min (at 3 bar)
- with anti-scale system
- spray head Ø 100mm
- 1/2" connection
- WRAS 2210003
- Function from: 7 l/min

Intrinsic protection against back flow.

Fits: IMO, LULU, MADISON, MEM, TARA, CL.1, LISSÉ, VAIA, META, CYO

|  |                                |                    |
|--|--------------------------------|--------------------|
|    | Brushed Dark Platinum          | 28 018 979-99      |
|    | Chrome                         | 28 018 979-00      |
|    | Chrome                         | 28 018 979-00 0010 |
|    | Brushed Platinum               | 28 018 979-06      |
|    | Brushed Platinum               | 28 018 979-06 0010 |
|    | Platinum                       | 28 018 979-08      |
|    | Platinum                       | 28 018 979-08 0010 |
|    | Dark Chrome                    | 28 018 979-19      |
|    | Dark Chrome                    | 28 018 979-19 0010 |
|  | Light Gold                     | 28 018 979-26 0010 |
|  | Light Gold                     | 28 018 979-26      |
|  | Brushed Light Gold             | 28 018 979-27 0010 |
|  | Brushed Light Gold             | 28 018 979-27      |
|  | Brushed Durabronze (23kt Gold) | 28 018 979-28      |
|  | Brushed Durabronze (23kt Gold) | 28 018 979-28 0010 |
|  | Matte Black                    | 28 018 979-33      |
|  | Matte Black                    | 28 018 979-33 0010 |
|  | Brushed Bronze                 | 28 018 979-42 0010 |
|  | Brushed Bronze                 | 28 018 979-42      |
|  | Brushed Champagne (22kt Gold)  | 28 018 979-46      |
|  | Brushed Champagne (22kt Gold)  | 28 018 979-46 0010 |
|  | Champagne (22kt Gold)          | 28 018 979-47      |
|  | Champagne (22kt Gold)          | 28 018 979-47 0010 |
|  | Brushed Chrome                 | 28 018 979-93      |
|  | Brushed Chrome                 | 28 018 979-93 0010 |
|  | Brushed Dark Platinum          | 28 018 979-99 0010 |



## Hand shower - Brushed Dark Platinum

---

IMO

28 018 979

28 018 979

mm [inches]



### Flow rate chart



### Codes & Standards

|                             |           |          |                        |
|-----------------------------|-----------|----------|------------------------|
| DIN 4109                    | EN 1112   | ISO 3822 | Scottish Water Byelaws |
| UK Water Supply Regulations | Ü-Zeichen |          |                        |



## Hand shower - Brushed Dark Platinum

IMO

28 018 979

### Certificates

WRAS\_2210

DVGW\_DW-  
6517DN0

LGA\_29

**Product version from 4/1/2024**

Parts for other  
finishes can be found  
here: [Chrome](#)





Hand shower - Brushed Dark Platinum

IMO

28 018 979

Spare parts list

Product version from 4/1/2024

| No. | Item Number     | Name  | Quantity used | Delivery time |
|-----|-----------------|-------|---------------|---------------|
|     | 09 23 01 039 90 | sieve | 1             | 2             |