












MADISON Wall elbow - Brushed Durabrass (23kt Gold)

28 450 370 Product version from 7/6/2018



- 1/2" shower outlet
 - rosette Ø 60 mm
 - 1/2" connection
 - WRAS

Intrinsic protection against back flow.

	Brushed Durabrass (23kt Gold)	28 450 370-28
	Chrome	28 450 370-00
	Chrome	28 450 370-00 0010
	Brushed Platinum	28 450 370-06
	Brushed Platinum	28 450 370-06 0010
	Platinum	28 450 370-08
	Platinum	28 450 370-08 0010
	Durabrass (23kt Gold)	28 450 370-09
	Durabrass (23kt Gold)	28 450 370-09 0010
	Brushed Durabrass (23kt Gold)	28 450 370-28 0010
	Brushed Dark Platinum	28 450 370-99
	Brushed Dark Platinum	28 450 370-99 0010

Recommended miscellaneous

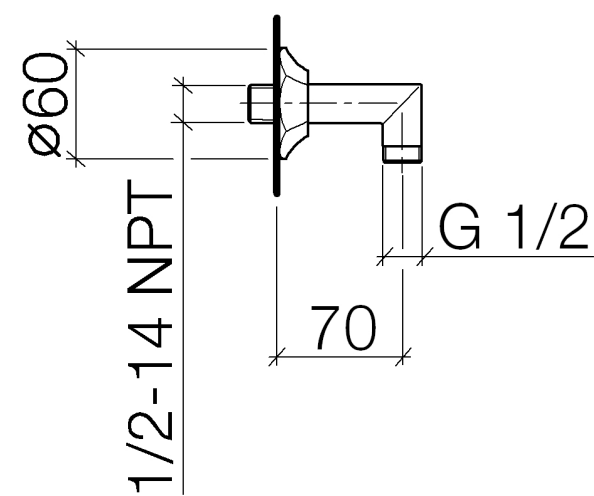


- Concealed wall elbow -**
 •max. recess depth mm
 •min. recess depth mm

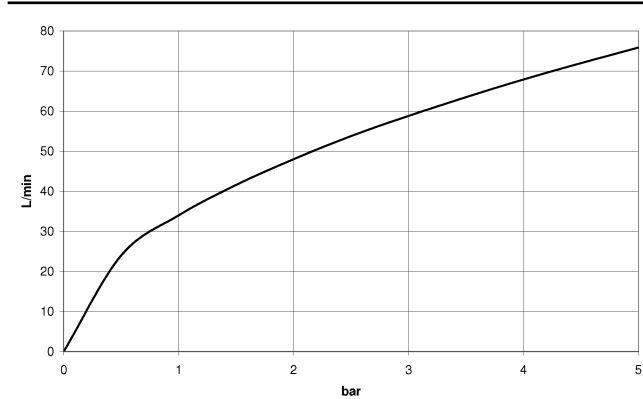
35 085 970 90

MADISON Wall elbow - Brushed Durabron (23kt Gold)

28 450 370 Product version from 7/6/2018



Flow rate chart



Codes & Standards

EN 1717	Scottish Water Byelaws	UK Water Supply Regulations
---------	---------------------------	--------------------------------



MADISON Wall elbow - Brushed Durabrass (23kt Gold)

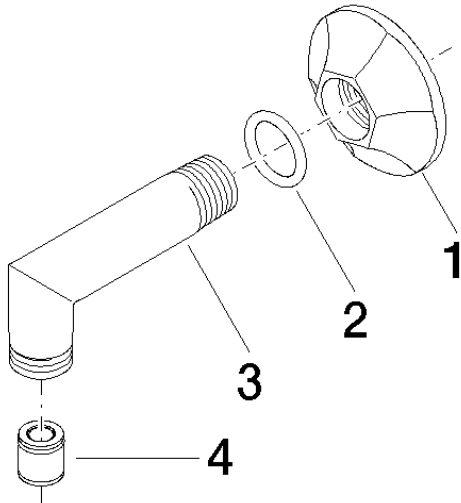
28 450 370 Product version from 7/6/2018

Certificates

Belgaqua_21-381-2 WRAS_240502

MADISON Wall elbow - Brushed Durabross (23kt Gold)

28 450 370 Product version from 7/6/2018



Spare parts list

No.	Item Number	Name	Quantity used	Delivery time
1	09 27 37 003-28	rosette	1	20
2	90 14 10 026 00 90	seal	1	2
3	09 11 03 021-28	connection	1	20
4	90 23 01 141 00 90	back-flow preventer	1	2