









MADISON Wall elbow - Brushed Durabrass (23kt Gold)

28 450 410 Product version from 7/6/2018




- 1/2" shower outlet
- rosette Ø 55 mm
- 1/2" connection
- WRAS

Intrinsic protection against back flow.

	Brushed Durabrass (23kt Gold)	28 450 410-28
	Chrome	28 450 410-00
	Brushed Platinum	28 450 410-06
	Platinum	28 450 410-08
	Durabrass (23kt Gold)	28 450 410-09
	Brushed Dark Platinum	28 450 410-99

Recommended miscellaneous

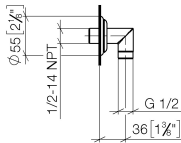
- 
- Concealed wall elbow -**

- max. recess depth mm
 - min. recess depth mm
- 35 085 970 90

MADISON Wall elbow - Brushed Durabron (23kt Gold)

28 450 410 Product version from 7/6/2018

mm [inches]



Flow rate chart



Codes & Standards

EN 1717

Scottish Water
Byelaws

UK Water Supply
Regulations



MADISON Wall elbow - Brushed Durabrass (23kt Gold)

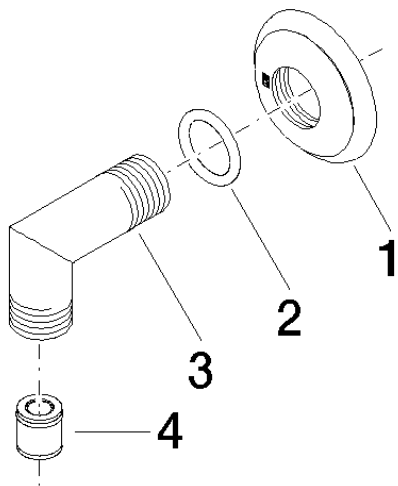
28 450 410 Product version from 7/6/2018

Certificates

Belgaqua_21-381-2 WRAS_240502

MADISON Wall elbow - Brushed Durabross (23kt Gold)

28 450 410 Product version from 7/6/2018



Spare parts list

No.	Item Number	Name	Quantity used	Delivery time
1	09 27 35 003-28	rosette	1	60
2	90 14 10 026 00 90	seal	1	2
3	09 11 03 121-28	connection	1	60
4	90 23 01 141 00 90	back-flow preventer	1	2