

MADISON Rain shower with wall fixing 200 mm - Brushed Dark Platinum








MADISON

28 545 977

Product version up to 12/5/2019



- 435mm projection
- rain shower Ø 200 mm
- PURE RAIN, max. flow rate 14 l/min (at 3 bar)
- Function from: 8 l/min
- rosette Ø 55 mm
- 1/2" connection
- with anti-scale system

	Brushed Dark Platinum	28 545 977-99
	Chrome	28 545 977-00
	Brushed Platinum	28 545 977-06
	Platinum	28 545 977-08
	Durabrass (23kt Gold)	28 545 977-09
	Brushed Durabrass (23kt Gold)	28 545 977-28
	Brushed Chrome	28 545 977-93

Recommended miscellaneous



- Concealed wall elbow -

•max. recess depth 163 mm

•min. recess depth 90 mm

35 085 970 90

28 545 977 Product version up to 12/5/2019



Flow rate chart



Codes & Standards

DIN 4109

EN 1112

ISO 3822

Scottish Water
Byelaws

UK Water Supply
Regulations

Ü-Zeichen



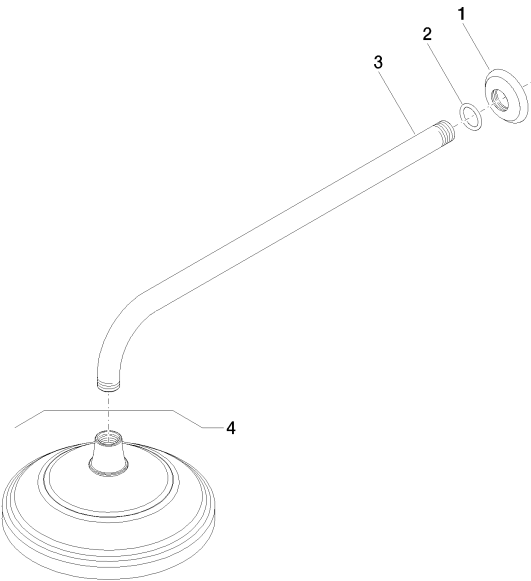
MADISON Rain shower with wall fixing 200 mm - Brushed Dark Platinum

MADISON

28 545 977 Product version up to 12/5/2019

Certificates and sustainability

DVGW_DW- 6517DN0	LGA_38	WRAS_250102
---------------------	--------	-------------



Spare parts list

No.	Item Number	Name	Quantity used	Delivery time
	3 09 11 03 017-99	connection	1.00	20
	1 09 27 35 003-99	rosette	1.00	20
	4 28 535 977-99	shower	1.00	-
Spare part can no longer be ordered, please order the replacement item				
	2 90 14 10 026 00 90	seal	1.00	2