















## Rain shower with wall fixing 220 mm - Brushed Dark Platinum

SERIES SPECIFIC

28 649 970 Product version from 3/13/2017



- 450mm projection
- rain shower Ø 220 mm
- PURE RAIN, max. flow rate 14 l/min (at 3 bar)
- Function from: 7 l/min
- rosette Ø 60 mm
- 1/2" connection
- with anti-scale system
- quick clearing
- WRAS

|   |                                |               |
|---|--------------------------------|---------------|
|    | Brushed Dark Platinum          | 28 649 970-99 |
|    | Chrome                         | 28 649 970-00 |
|    | Brushed Platinum               | 28 649 970-06 |
|    | Platinum                       | 28 649 970-08 |
|    | Dark Chrome                    | 28 649 970-19 |
|    | Light Gold                     | 28 649 970-26 |
|    | Brushed Light Gold             | 28 649 970-27 |
|    | Brushed Durabronze (23kt Gold) | 28 649 970-28 |
|    | Matte Black                    | 28 649 970-33 |
|  | Brushed Dark Brass             | 28 649 970-39 |
|  | Brushed Bronze                 | 28 649 970-42 |
|   | Brushed Dark Bronze (PVD)      | 28 649 970-43 |
|  | Brushed Champagne (22kt Gold)  | 28 649 970-46 |
|  | Champagne (22kt Gold)          | 28 649 970-47 |
|  | Brushed Chrome                 | 28 649 970-93 |

### Recommended miscellaneous



- Concealed wall elbow -** 35 085 970 90
- max. recess depth 163 mm
  - min. recess depth 90 mm

28 649 970 Product version from 3/13/2017

mm [inches]



Flow rate chart



### Codes & Standards

DIN 4109

EN 1112

ISO 3822

Scottish Water  
Byelaws

UK Water Supply  
Regulations

Ü-Zeichen



Rain shower with wall fixing 220 mm - Brushed Dark Platinum

SERIES SPECIFIC

---

28 649 970    Product version from 3/13/2017

Certificates and sustainability

---

|           |                     |        |
|-----------|---------------------|--------|
| WRAS_2212 | DVGW_DW-<br>6517DN0 | LGA_38 |
|-----------|---------------------|--------|



## Spare parts list

| No. | Item Number        | Name       | Quantity used | Delivery time |
|-----|--------------------|------------|---------------|---------------|
| 3   | 09 14 10 150 90    | seal       | 2.00          | 2             |
| 2   | 09 17 20 120 90    | holder     | 1.00          | 2             |
| 5   | 90 11 03 070 00-99 | pipe       | 1.00          | 20            |
| 1   | 04 30 31 032 00 90 | fixing set | 1.00          | 2             |
| 6   | 09 23 01 075 90    | insert     | 1.00          | 2             |
| 4   | 09 27 97 015-99    | rosette    | 1.00          | 20            |
| 7   | 04 12 05 092 00-99 | shower     | 1.00          | 20            |
| 8   | 90 30 09 069 00 90 | key        | 1.00          | 2             |