

Rain shower with wall fixing 300 x 240 mm - Chrome

IMO









28 765 980



Fits: IMO, MEM, CL.1

- 450mm projection
- rain shower 300 x 240mm
- PURE RAIN, max. flow rate 20 l/min (at 3 bar)
- Function from: 12 l/min
- rosette 60 x 60 mm
- 1/2" connection
- with anti-scale system
- quick clearing
- WRAS 2212012

Product change as of 1st April 2024: max. flow 20l/min

	Chrome	28 765 980-00
	Brushed Platinum	28 765 980-06
	Platinum	28 765 980-08
	Brushed Light Gold	28 765 980-27
	Brushed Durabronz (23kt Gold)	28 765 980-28
	Matte Black	28 765 980-33
	Brushed Chrome	28 765 980-93
	Brushed Dark Platinum	28 765 980-99

Recommended miscellaneous



Concealed wall elbow -

35 085 970 90

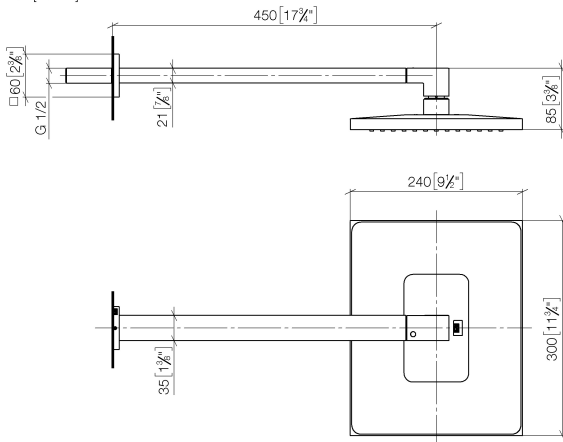
- max. recess depth 163 mm
- min. recess depth 90 mm

Rain shower with wall fixing 300 x 240 mm - Chrome

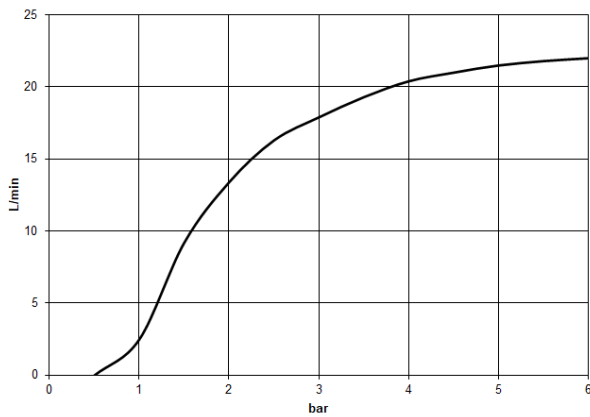
IMO

28 765 980

mm [inches]



Flow rate chart



Codes & Standards

DIN 4109

ISO 3822

Scottish Water
Byelaws

UK Water Supply
Regulations

Ü-Zeichen



Rain shower with wall fixing 300 x 240 mm - Chrome

IMO

28 765 980

Certificates

WRAS_2212

LGA_29

LGA_38

Product version from 3/13/2017





Rain shower with wall fixing 300 x 240 mm - Chrome

IMO

28 765 980

Spare parts list

Product version from 3/13/2017

No.	Item Number	Name	Quantity used	Delivery time
	04 30 31 032 00 90	fixing set	13	2