











LOT BAR TAP Two-hole mixer with individual rosettes - Brushed Durabrass (23kt Gold)

32 805 680 Product version from 6/1/2022



- 165mm projection
 - pivotable spout 360°
 - air-enriched flow
 - height of mixer 230 mm
 - height up to laminar flow regulator 205 mm
 - individual rosette 55 x 55 mm
 - hole diameter spout 35 mm
 - single-lever mixer hole diameter 44 mm
 - max. flow 8 l/min at 3 bar flow pressure
 - lead-free
 - WRAS
 - This product can help a building meet the requirements of Green Building Rating Systems, e.g. LEED®, BREEAM®, DGNB
- Operating unit can be positioned freely.

	Brushed Durabrass (23kt Gold)	32 805 680-28
	Chrome	32 805 680-00
	Brushed Platinum	32 805 680-06
	Platinum	32 805 680-08
	Dark Chrome	32 805 680-19
	Brushed Champagne (22kt Gold)	32 805 680-46
	Champagne (22kt Gold)	32 805 680-47
	Brushed Dark Platinum	32 805 680-99

Recommended miscellaneous

Strainer waste with control handle 10 711 970-28
- Brushed Durabrass (23kt Gold)



Recommended miscellaneous

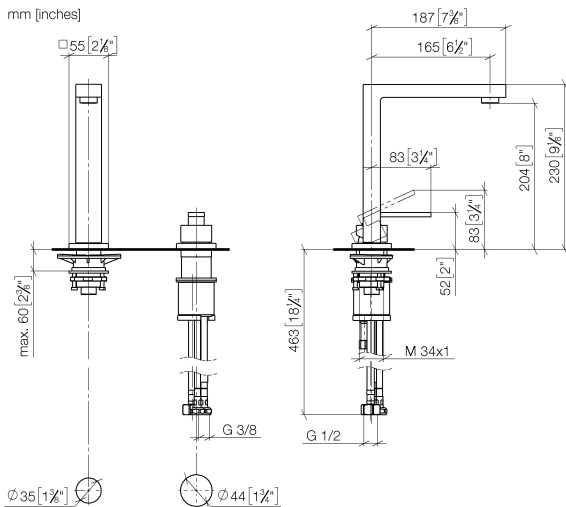
Dispenser with rosette - Brushed Durabrass (23kt Gold) 82 439 970-28



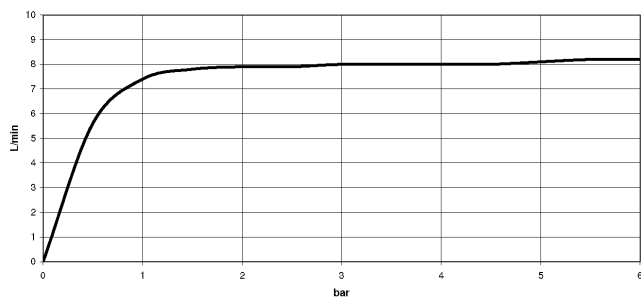
LOT BAR TAP Two-hole mixer with individual rosettes - Brushed Durabronz (23kt Gold)

32 805 680 Product version from 6/1/2022

mm [inches]



Flow rate chart



Codes & Standards

DIN 4109

EN 817

Executive Order
no. 1007

ISO 3822

Scottish Water
Byelaws

UK Water Supply
Regulations

Ü-Zeichen

VA-Zeichen



LOT BAR TAP Two-hole mixer with individual rosettes - Brushed Durabrass
(23kt Gold)

32 805 680 Product version from 6/1/2022

Certificates

GDV_0400	WRAS_1909	LGA_18	ETA_18
----------	-----------	--------	--------

LOT BAR TAP Two-hole mixer with individual rosettes - Brushed Durabronz (23kt Gold)

32 805 680 Product version from 6/1/2022

Parts for other
finishes can be found
here: [Chrome](#)



Spare parts list

No.	Item Number	Name	Quantity used	Delivery time
1	90 11 06 192 04-28	spout	1	20
2	04 23 10 044 01 90	fixing set	1	2
3	90 27 78 023 00-28	rosette	1	20
4	09 30 30 057 90	screw	1	2
5	09 30 11 028 90	disc	1	2
6	90 14 10 077 00 90	seal	1	2
7	04 24 04 166 10 90	nipple	1	2
8	90 14 20 002 00 90	seal	1	2
9	90 20 78 040 00-28	handle	1	20
10	09 24 04 142-28	nut	1	20
11	09 14 10 037 90	seal	1	2
12	90 15 05 045 00 90	cartridge	1	2
13	09 30 01 100 10 90	sleeve	1	2
14	09 27 78 007-28	rosette	1	20
15	04 30 11 038 02 90	fixing set	1	2
16	09 31 11 011 90	pin	1	2
17	09 18 40 079 90	sleeve	1	2
18	04 30 04 104 00 90	hose	2	2
19	04 30 04 019 00 90	hose	1	2
20	12 802 970 90	Extension set -	1	60