
















**META META SLIM Single-lever basin mixer with pop-up waste - Brushed Bronze**

33 501 662 Product version from 10/1/2021



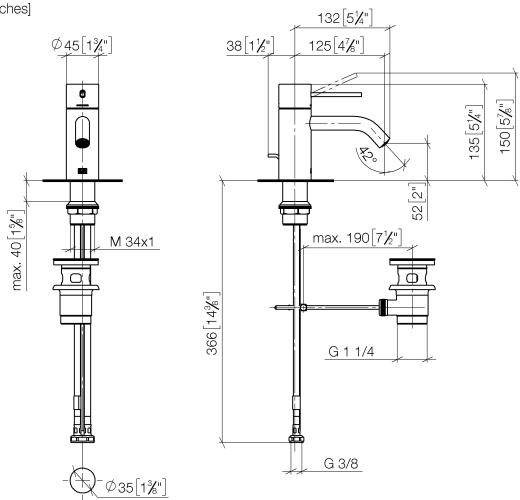
- 125mm projection
- fixed spout
- circular, air-enriched flow
- height of mixer 134 mm
- height up to aerator 52 mm
- hole diameter 35 mm
- 2x screw-in M 8 x 1 pressure hose, leak-tested
- max. flow 5.7 l/min
- lead-free
- This product can help a building meet the requirements of Green Building Rating Systems, e.g. LEED®, BREEAM®, DGNB
- WRAS

Only suitable for basins with an overflow.

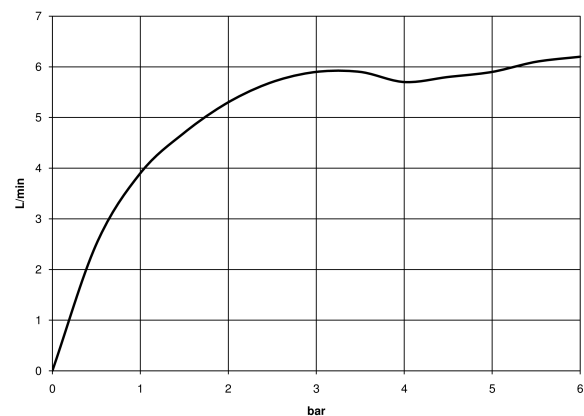
	Brushed Bronze	33 501 662-42
	Chrome	33 501 662-00
	Brushed Platinum	33 501 662-06
	Platinum	33 501 662-08
	Dark Chrome	33 501 662-19
	Light Gold	33 501 662-26
	Brushed Light Gold	33 501 662-27
	Red	33 501 662-29
	Orange	33 501 662-30
	Dark Green	33 501 662-31
	Matte Black	33 501 662-33
	Brushed Champagne (22kt Gold)	33 501 662-46
	Champagne (22kt Gold)	33 501 662-47
	Brushed Chrome	33 501 662-93
	Brushed Dark Platinum	33 501 662-99

**META META SLIM Single-lever basin mixer with pop-up waste - Brushed Bronze**

33 501 662 Product version from 10/1/2021  
mm [inches]

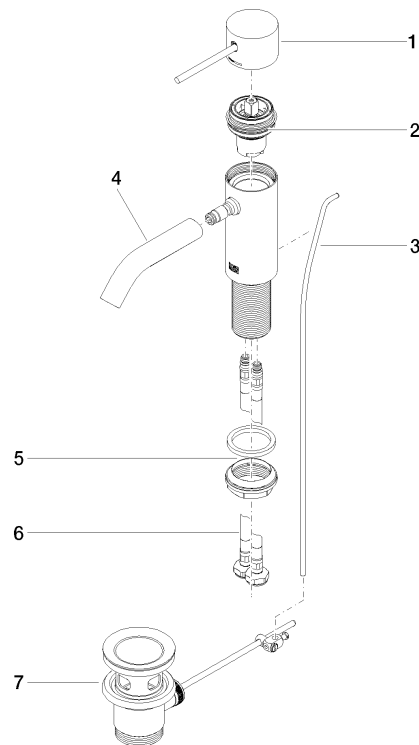


**Flow rate chart**



**META META SLIM Single-lever basin mixer with pop-up waste - Brushed Bronze**

33 501 662    Product version from 10/1/2021  
 Parts for other  
 finishes can be found  
 here: [Chrome](#)



**Spare parts list**

No.	Item Number	Name	Quantity used	Delivery time
1	90 20 66 020 00-42	handle	1	30
2	90 15 05 044 01 90	cartridge	1	2
3	09 31 09 110-42	pull-rod	1	60
4	90 11 06 206 00-42	spout	1	30
5	04 23 10 044 07 90	fixing set	1	2
6	04 30 04 100 00 90	hose	2	2
7	90 11 01 001 00-42	pop-up waste	1	30