

















## META Single-lever basin mixer without pop-up waste - Light Gold

META

33 525 660 Product version from 1/23/2020 to 4/1/2025



- 105mm projection
- fixed spout
- circular, air-enriched flow
- height of mixer 138 mm
- height up to aerator 57 mm
- hole diameter 35 mm
- rosette Ø 50 mm optional
- 2x screw-in M 8 x 1 pressure hose, leak-tested
- max. flow 5.7 l/min
- lead-free
- This product can help a building meet the requirements of Green Building Rating Systems, e.g. LEED®, BREEAM®, DGNB
- WRAS

	Light Gold	33 525 660-26
	Chrome	33 525 660-00
	Brushed Platinum	33 525 660-06
	Platinum	33 525 660-08
	Dark Chrome	33 525 660-19
	Brushed Light Gold	33 525 660-27
	Red	33 525 660-29
	Orange	33 525 660-30
	Dark Green	33 525 660-31
	Matte Black	33 525 660-33
	Brushed Dark Brass	33 525 660-39
	Brushed Bronze	33 525 660-42
	Brushed Champagne (22kt Gold)	33 525 660-46
	Champagne (22kt Gold)	33 525 660-47
	Brushed Chrome	33 525 660-93
	Brushed Dark Platinum	33 525 660-99

## META Single-lever basin mixer without pop-up waste - Light Gold

META

33 525 660 Product version from 1/23/2020 to 4/1/2025



### Flow rate chart



### Codes & Standards

DIN 4109

ISO 3822

Ü-Zeichen



## META Single-lever basin mixer without pop-up waste - Light Gold

---

META

33 525 660 Product version from 1/23/2020 to 4/1/2025

Certificates and sustainability

---

LGA\_29

## META Single-lever basin mixer without pop-up waste - Light Gold

META

33 525 660 Product version from 1/23/2020 to 4/1/2025

Parts for other  
finishes can be found  
here: [Chrome](#)



### Spare parts list

No.	Item Number	Name	Quantity used	Delivery time
	9 09 31 11 012 90	pin	1.00	2
	5 90 15 05 044 00 90	cartridge	1.00	2
	4 09 24 04 266 90	nut	1.00	2
	2 09 28 30 043-26	cover	1.00	60
	3 09 14 10 120 90	seal	1.00	2
	11 04 30 04 100 00 90	hose	2.00	2
	7 09 14 10 202 90	seal	1.00	2
	1 90 20 66 009 00-26	handle	1.00	30
	6 90 11 06 212 00-26	spout	1.00	30
	10 04 30 11 038 00 90	fixing set	1.00	2
	8 09 27 66 006-26	rosette	1.00	60