

















META Single-lever basin mixer without pop-up waste - Brushed Bronze

META

33 525 660 Product version from 1/23/2020 to 4/1/2025



- 105mm projection
- fixed spout
- circular, air-enriched flow
- height of mixer 138 mm
- height up to aerator 57 mm
- hole diameter 35 mm
- rosette Ø 50 mm optional
- 2x screw-in M 8 x 1 pressure hose, leak-tested
- max. flow 5.7 l/min
- lead-free
- This product can help a building meet the requirements of Green Building Rating Systems, e.g. LEED®, BREEAM®, DGNB
- WRAS

| | | |
|---|-------------------------------|---------------|
|  | Brushed Bronze | 33 525 660-42 |
|  | Chrome | 33 525 660-00 |
|  | Brushed Platinum | 33 525 660-06 |
|  | Platinum | 33 525 660-08 |
|  | Dark Chrome | 33 525 660-19 |
|  | Light Gold | 33 525 660-26 |
|  | Brushed Light Gold | 33 525 660-27 |
|  | Red | 33 525 660-29 |
|  | Orange | 33 525 660-30 |
|  | Dark Green | 33 525 660-31 |
|  | Matte Black | 33 525 660-33 |
|  | Brushed Dark Brass | 33 525 660-39 |
|  | Brushed Champagne (22kt Gold) | 33 525 660-46 |
|  | Champagne (22kt Gold) | 33 525 660-47 |
|  | Brushed Chrome | 33 525 660-93 |
|  | Brushed Dark Platinum | 33 525 660-99 |

33 525 660 Product version from 1/23/2020 to 4/1/2025



Flow rate chart



Codes & Standards

DIN 4109

ISO 3822

Ü-Zeichen



META Single-lever basin mixer without pop-up waste - Brushed Bronze

META

33 525 660 Product version from 1/23/2020 to 4/1/2025

Certificates and sustainability

LGA_29

META Single-lever basin mixer without pop-up waste - Brushed Bronze

META

33 525 660 Product version from 1/23/2020 to 4/1/2025

Parts for other
finishes can be found
here: [Chrome](#)



Spare parts list

| No. | Item Number | Name | Quantity used | Delivery time |
|-----|--------------------|------------|---------------|---------------|
| 5 | 90 15 05 044 00 90 | cartridge | 1.00 | 2 |
| 3 | 09 14 10 120 90 | seal | 1.00 | 2 |
| 11 | 04 30 04 100 00 90 | hose | 2.00 | 2 |
| 2 | 09 28 30 043-42 | cover | 1.00 | 60 |
| 9 | 09 31 11 012 90 | pin | 1.00 | 2 |
| 10 | 04 30 11 038 00 90 | fixing set | 1.00 | 2 |
| 4 | 09 24 04 266 90 | nut | 1.00 | 2 |
| 6 | 90 11 06 212 00-42 | spout | 1.00 | 30 |
| 7 | 09 14 10 202 90 | seal | 1.00 | 2 |
| 1 | 90 20 66 009 00-42 | handle | 1.00 | 30 |
| 8 | 09 27 66 006-42 | rosette | 1.00 | 60 |