






## META Single-lever basin mixer without pop-up waste - Brushed Dark Brass

META

33 526 660 Product version from 1/23/2020 to 4/1/2025



- 125mm projection
- fixed spout
- circular, air-enriched flow
- height of mixer 133 mm
- height up to aerator 52 mm
- hole diameter 35 mm
- 2x screw-in M 8 x 1 pressure hose, leak-tested
- max. flow 5.7 l/min
- lead-free
- This product can help a building meet the requirements of Green Building Rating Systems, e.g. LEED®, BREEAM®, DGNB
- WRAS

|   |                               |               |
|---|-------------------------------|---------------|
|    | Brushed Dark Brass            | 33 526 660-39 |
|    | Chrome                        | 33 526 660-00 |
|    | Brushed Platinum              | 33 526 660-06 |
|    | Dark Chrome                   | 33 526 660-19 |
|    | Light Gold                    | 33 526 660-26 |
|    | Brushed Light Gold            | 33 526 660-27 |
|    | Matte Black                   | 33 526 660-33 |
|    | Brushed Bronze                | 33 526 660-42 |
|    | Brushed Champagne (22kt Gold) | 33 526 660-46 |
|   | Champagne (22kt Gold)         | 33 526 660-47 |
|  | Brushed Chrome                | 33 526 660-93 |
|  | Brushed Dark Platinum         | 33 526 660-99 |

33 526 660 Product version from 1/23/2020 to 4/1/2025



Flow rate chart



### Codes & Standards

DIN 4109

ISO 3822

Ü-Zeichen



## META Single-lever basin mixer without pop-up waste - Brushed Dark Brass

---

META

33 526 660 Product version from 1/23/2020 to 4/1/2025

Certificates and sustainability

---

LGA\_29

33 526 660 Product version from 1/23/2020 to 4/1/2025

Parts for other  
finishes can be found  
here: [Chrome](#)



## Spare parts list

| No. | Item Number        | Name       | Quantity used | Delivery time |
|-----|--------------------|------------|---------------|---------------|
| 6   | 90 11 06 206 00-39 | spout      | 1.00          | 30            |
| 1   | 90 20 66 002 00-39 | handle     | 1.00          | 30            |
| 7   | 04 23 10 044 07 90 | fixing set | 1.00          | 2             |
| 8   | 04 30 04 100 00 90 | hose       | 2.00          | 2             |
| 5   | 90 15 05 044 00 90 | cartridge  | 1.00          | 2             |
| 4   | 09 24 04 266 90    | nut        | 1.00          | 2             |
| 2   | 09 28 30 041-39    | cover      | 1.00          | 60            |
| 3   | 09 14 10 091 90    | seal       | 1.00          | 2             |