








MADISON Concealed thermostat with one function volume control - Durabrass (23kt Gold)

MADISON


36 425 977
Product version up to 8/24/2020



- cover plate Ø 175 mm
- temperature control handle with safety limit stop at 38°C
- hot water temperature limiter, can be preset
- WRAS

	Durabrass (23kt Gold)	36 425 977-09
	Chrome	36 425 977-00
	Brushed Platinum	36 425 977-06
	Platinum	36 425 977-08
	Brushed Durabrass (23kt Gold)	36 425 977-28
	Brushed Dark Platinum	36 425 977-99

Required miscellaneous




Concealed thermostat with built-in isolators -

35 426 970 90

- max. recess depth 136 mm
- min. recess depth 80 mm


Required miscellaneous



xGRID Installation track 555 mm -

12 360 970 90

Required miscellaneous




Concealed thermostat -

35 425 970 90

- max. recess depth 136 mm
- min. recess depth 80 mm

Recommended miscellaneous



xGRID Attachment set for integrating in the dry wall construction -

12 340 970 90

MADISON Concealed thermostat with one function volume control - Durabronz (23kt Gold)

MADISON

36 425 977 Product version up to 8/24/2020
mm [inches]



Flow rate chart



Codes & Standards

DIN 4109

EN 1111

ISO 3822

Scottish Water
Byelaws

UK Water Supply
Regulations

Ü-Zeichen

VA-Zeichen



MADISON Concealed thermostat with one function volume control - Durabrass
(23kt Gold)

MADISON

36 425 977 Product version up to 8/24/2020

Certificates and sustainability

LGA_19	ETA_20	DVGW_DW-6512DN0	LGA_19	WRAS_250402
--------	--------	-----------------	--------	-------------

MADISON Concealed thermostat with one function volume control - Durabrass (23kt Gold)

MADISON

36 425 977 Product version up to 8/24/2020





MADISON Concealed thermostat with one function volume control - Durabrass (23kt Gold)

MADISON

36 425 977 Product version up to 8/24/2020

Spare parts list

No.	Item Number	Name	Quantity used	Delivery time
2	09 12 12 053-09	base	1.00	60
26	90 15 02 013 00 90	cartridge	1.00	2
18	09 31 11 134 90	pin	1.00	2
19	09 11 02 307-09	plate	1.00	60
14	09 12 12 054 90	base	1.00	2
6	09 20 67 006-09	handle	1.00	60
9	90 16 02 027 00 90	spring	1.00	2
22	90 30 01 190 00 90	disc	1.00	2
1	90 90 03 166 00 90	top	1.00	2
7	90 17 33 004 00-09	handle	1.00	40
25	09 24 04 257 90	nut	2.00	2
17	09 12 12 051-09	base	1.00	60
5	90 12 12 002 00 90	fixing cap	1.00	2
21	09 30 01 296 90	disc	1.00	2
28	09 28 10 189 90	regulator	1.00	2
15	09 28 10 187 90	regulator	1.00	2
27	09 28 10 188 90	regulator	1.00	2
20	09 30 30 157 90	screw	4.00	2
13	90 12 12 052 00 90	base	1.00	2
23	90 23 01 124 00 90	sleeve	2.00	2
11	90 31 20 049 00-13	plug	1.00	30
16	04 29 06 024 01-00	spindle	1.00	10
4	90 23 30 023 00 90	nut	2.00	2
3	04 29 06 111 01-00	spindle	1.00	10
10	90 30 30 136 00 90	screw	1.00	2
12	90 30 30 124 00 90	screw	1.00	2
24	90 18 40 077 01 90	spindle	2.00	2
8	90 21 33 011 00-13	handle	1.00	2