




## TARA Wall-mounted basin mixer without pop-up waste - Champagne (22kt Gold)

TARA

36 707 882 Product version from 4/1/2024



- 160mm projection
- fixed spout
- circular, air-enriched flow
- hole diameter valve 40 mm
- hole diameter spout 40 mm
- rosette Ø 55 mm
- max. flow 7 l/min
- lead-free
- WRAS
- This product can help a building meet the requirements of Green Building Rating Systems, e.g. LEED®, BREEAM®, DGNB

	Champagne (22kt Gold)	36 707 882-47
	Chrome	36 707 882-00
	Brushed Platinum	36 707 882-06
	Platinum	36 707 882-08
	Dark Chrome	36 707 882-19
	Brushed Durabronze (23kt Gold)	36 707 882-28
	Matte Black	36 707 882-33
	Brushed Dark Brass	36 707 882-39
	Brushed Bronze	36 707 882-42
	Brushed Champagne (22kt Gold)	36 707 882-46
	Brushed Chrome	36 707 882-93
	Brushed Dark Platinum	36 707 882-99

### Required miscellaneous



**Concealed wall-mounted mixer centred spout -** 35 700 970 90

- max. recess depth 145 mm
- min. recess depth 85 mm

### Required miscellaneous



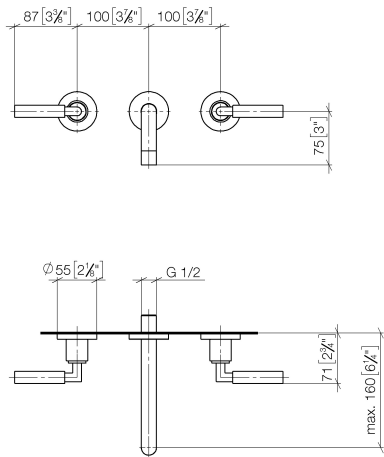
**Concealed wall-mounted mixer variable positioning -** 35 720 970 90

- min. recess depth 85 mm
- max. recess depth 145 mm

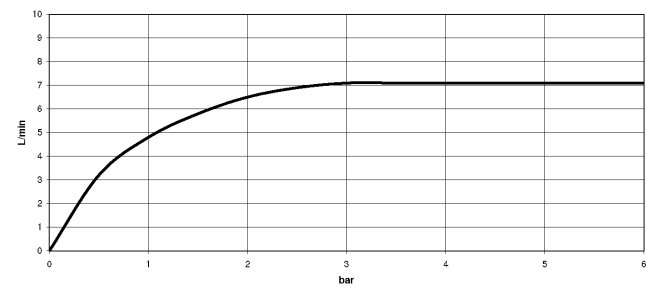
TARA Wall-mounted basin mixer without pop-up waste - Champagne (22kt Gold)

TARA

36 707 882    Product version from 4/1/2024  
mm [inches]



Flow rate chart



Codes & Standards

DIN 4109

ISO 3822

Ü-Zeichen



## TARA Wall-mounted basin mixer without pop-up waste - Champagne (22kt Gold)

TARA

---

36 707 882 Product version from 4/1/2024

Certificates and sustainability

---

LGA\_18



## Spare parts list

No.	Item Number	Name	Quantity used	Delivery time
5	09 27 22 503-47	rosette	1.00	30
6	04 28 22 089 10-47	spout	1.00	30
3	09 24 03 081 10 90	extension	1.00	2
1	90 90 03 156 00 90	top	1.00	2
2	36 310 882-47	connection	2.00	-
Spare part can no longer be ordered, please order the replacement item				
7	90 23 01 019 00-47	aerator	1.00	30
8	90 90 03 157 00 90	top	1.00	2
4	90 14 10 026 00 90	seal	1.00	2