








SERENITY SKY Rain panel for recessed ceiling installation - Chrome
SERIES-VARIOUS

41 770 979
Product version from 9/1/2024



- exposed trim parts
- Rain panel with 2 different spray modes
- PURIFY RAIN, 175 x 175 mm, max. flow rate 10 l/min (at 3 bar)
- FULL RAIN, 455 x 315 mm, max. flow rate 14 l/min (at 3 bar)
- Rain panel, 600 x 420 mm
- min. recess depth 150 mm
- weight 15kg
- feed pipe (hot/cold): 2x DN 20
- with anti-scale system
- Recommended control element: xTool
- Not suitable for use in a steam room.

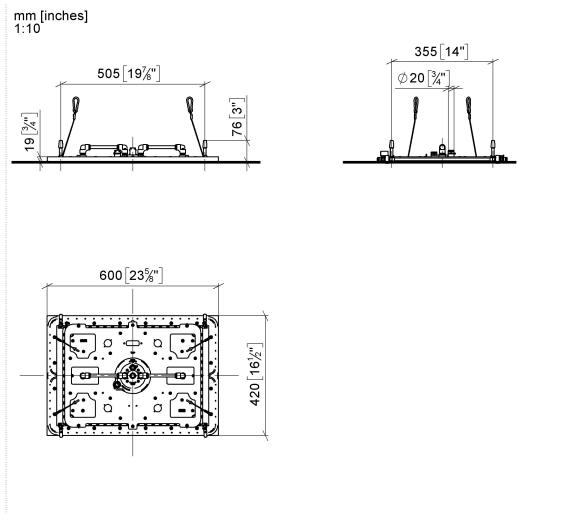
	Chrome	41 770 979-00
	Dark Chrome	41 770 979-19
	Brushed Bronze	41 770 979-42
	Brushed Champagne (22kt Gold)	41 770 979-46
	Champagne (22kt Gold)	41 770 979-47
	Brushed Stainless Steel	41 770 979-86
	Brushed Dark Platinum	41 770 979-99

Required miscellaneous

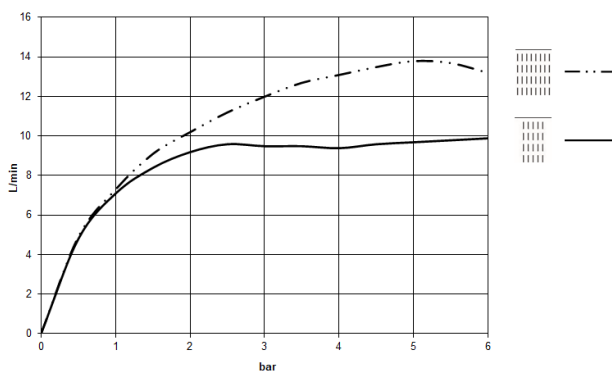


- SERENITY SKY Concealed ceiling installation box -**
35 770 970 90
- concealed rough parts
 - 2x female thread 1/2" connections
 - flush-mounted reflection box, 662 x 482 mm, RAL 9003, Signal White
 - min. recess depth 150 mm
 - weight 15kg
 - Recommended control element: xTool

41 770 979 Product version from 9/1/2024



Flow rate chart



Codes & Standards

DIN 4109

ISO 3822

Scottish Water
Byelaws

UK Water Supply
Regulations

Ü-Zeichen



SERENITY SKY Rain panel for recessed ceiling installation - Chrome

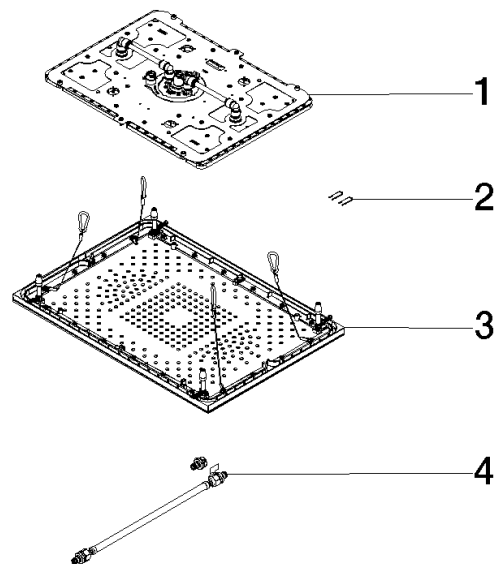
SERIES-VARIOUS

41 770 979 Product version from 9/1/2024

Certificates and sustainability

LGA_38

WRAS_250102



Spare parts list

No.	Item Number	Name	Quantity used	Delivery time
3	90 12 05 106 00-00	cover	1.00	10
2	91 16 02 053 00 90	holder	1.00	2
1	90 12 01 095 02 90	shower	1.00	2
4	90 30 04 033 00 90	hose	1.00	2