

VAIA Washstand fitting with electronic opening and closing function without pop-up waste - Brushed Chrome

44 521 809



- Infrared sensor technology
- 167mm projection
- height of mixer 306 mm
- height up to aerator 221 mm
- hole diameter 35 mm
- fixed spout
- max. flow 5.7 l/min
- circular, air-enriched flow
- suitable for thermal disinfection
- Automatic shut-off after pre-set time is reached
- Indirect temperature control (undercounter)
- Control box included
- Adjustable sensor detection range
- Battery or plug-in power supply operated (batteries not included)
- 4x AA (1.5V) batteries required
- lead-free
- 1x screw-in M 8 x 1 pressure hose, leak-tested
- This product can help a building meet the requirements of Green Building Rating Systems, e.g. LEED®, BREEAM®, DGNB
- WRAS

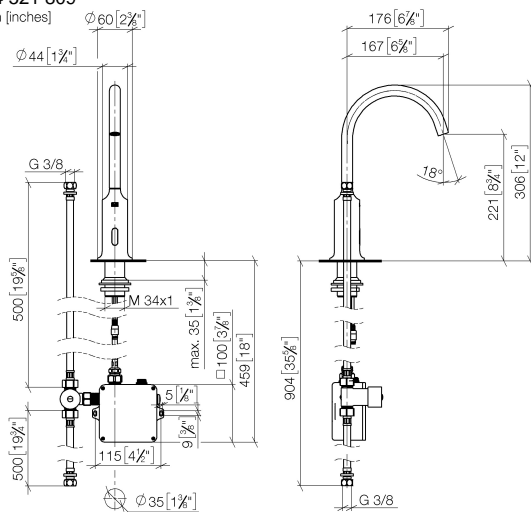
Batteries not included

	Brushed Chrome	44 521 809-93
	Chrome	44 521 809-00
	Brushed Platinum	44 521 809-06
	Platinum	44 521 809-08
	Dark Chrome	44 521 809-19
	Brushed Durabronze (23kt Gold)	44 521 809-28
	Matte Black	44 521 809-33
	Brushed Bronze	44 521 809-42
	Brushed Champagne (22kt Gold)	44 521 809-46
	Champagne (22kt Gold)	44 521 809-47
	Brushed Dark Platinum	44 521 809-99

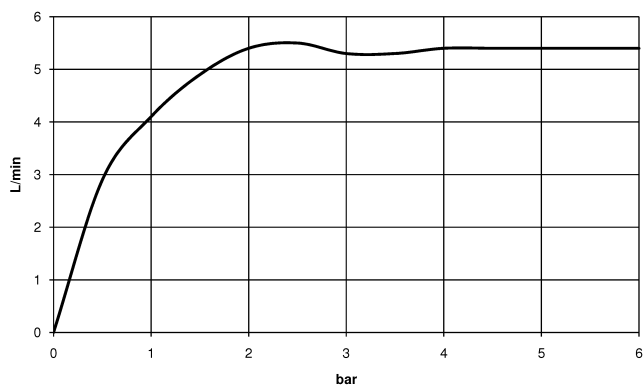
VAIA Washstand fitting with electronic opening and closing function without pop-up waste - Brushed Chrome

44 521 809

mm [inches]
1:5



Flow rate chart



Codes & Standards

DIN 4109

EN 1717

Executive Order
no. 1007

ISO 3822

Scottish Water
Byelaws

UK Water Supply
Regulations

Ü-Zeichen



VAIA Washstand fitting with electronic opening and closing function without
pop-up waste - Brushed Chrome

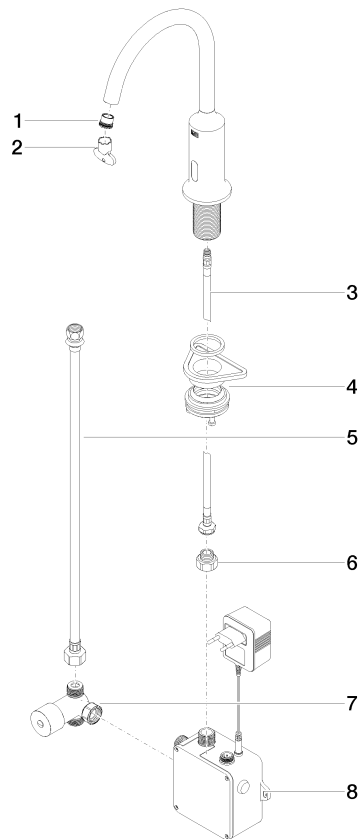
44 521 809
Certificates

Belgaqua_23-210-2	LGA_38	WRAS_2211	GDV_0400
-------------------	--------	-----------	----------

VAIA Washstand fitting with electronic opening and closing function without pop-up waste - Brushed Chrome

44 521 809

Parts for other
finishes can be found
here: [Chrome](#)



Spare parts list

No.	Item Number	Name	Quantity used	Delivery time
1	09 29 03 126 90	aerator	1	2
2	90 30 09 028 00 90	key	1	2
3	04 30 04 100 00 90	hose	1	2
4	04 23 10 044 08 90	fixing set	1	2
5	12 506 970 90	High pressure hoses -	1	2
6	09 24 03 185-00	nipple	1	10
7	90 30 50 081 00 90	valve	1	2
8	90 10 01 247 00 90	valve box	1	2