

**MEM Three-hole basin mixer with pop-up waste Nature Squared Dark Pen
Mars Black - Brushed Chrome**


ST 010 100 3782



- 200mm projection
- fixed spout
- rectangular, air-enriched flow
- height of mixer 320 mm
- height up to aerator 195 mm
- hole diameter spout 35 mm
- hole diameter valve 32 mm
- rosette 60 x 60 mm
- 2x screw-in M 10 x 1 pressure hose, leak-tested
- max. flow 8.3 l/min
- lead-free
- This product can help a building meet the requirements of Green Building Rating Systems, e.g. LEED®, BREEAM®, DGNB

Individual components of this set






You need the following components for this set

	2x	XV-01 4709		1x	XV-01 4788
-----------------------------------------------------------------------------------	----	------------	-----------------------------------------------------------------------------------	----	------------

MEM Three-hole basin mixer with pop-up waste Nature Squared Dark Pen
Mars Black - Brushed Chrome

ST 010 100 3782

- Handle with mother of pearl inlay

	Brushed Chrome	XV-01 470
	Chrome	XV-01 471
	Platinum	XV-01 476
	Brushed Durabronze (23kt Gold)	XV-01 463
	Brushed Dark Platinum	XV-01 464



MEM Three-hole basin mixer with pop-up waste Nature Squared Dark Pen
Mars Black - Brushed Chrome

ST 010 100 3782

9
—
0
—
1
—
6
—
3
—



MEM Three-hole basin mixer with pop-up waste Nature Squared Dark Pen Mars Black - Brushed Chrome

ST 010 100 3782



MEM Three-hole basin mixer with pop-up waste Nature Squared Dark Pen Mars Black - Brushed Chrome

ST 010 100 3782






MEM Three-hole basin mixer with pop-up waste Nature Squared Dark Pen Mars Black - Brushed Chrome

ST 010 100 3782

Spare parts list

- 200mm projection
- fixed spout
- rectangular, air-enriched flow
- height of mixer 320 mm
- height up to aerator 195 mm
- hole diameter spout 35 mm
- hole diameter valve 32 mm
- rosette 60 x 60 mm
- 2x screw-in M 10 x 1 pressure hose, leak-tested
- max. flow 8.3 l/min
- lead-free
- without handles
- This product can help a building meet the requirements of Green Building Rating Systems, e.g. LEED®, BREEAM®, DGNB

Only suitable for basins with an overflow.

	Brushed Chrome	XV-01 478
	Chrome	XV-01 478
	Platinum	XV-01 479
	Brushed Durabrass (23kt Gold)	XV-01 479
	Brushed Dark Platinum	XV-01 479



MEM Three-hole basin mixer with pop-up waste Nature Squared Dark Pen
Mars Black - Brushed Chrome

ST 010 100 3782

8
—
7
—
0
—
2
—
3
—



MEM Three-hole basin mixer with pop-up waste Nature Squared Dark Pen Mars Black - Brushed Chrome

ST 010 100 3782



MEM Three-hole basin mixer with pop-up waste Nature Squared Dark Pen Mars Black - Brushed Chrome

ST 010 100 3782



MEM Three-hole basin mixer with pop-up waste Nature Squared Dark Pen
Mars Black - Brushed Chrome

ST 010 100 3782

Spare parts list



MEM Three-hole basin mixer with pop-up waste Nature Squared Dark Pen Mars Black - Brushed Chrome

ST 010 100 3782