







CL.1 Deck-mounted basin spout without pop-up waste - Brushed Platinum
CL.1

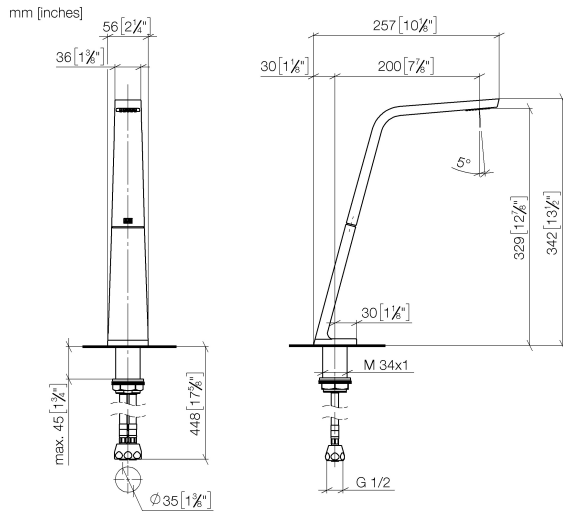
13 717 705
Product version from 3/9/2015 to 6/16/2021



- 200mm projection
- fixed spout
- rectangular spray pattern with 40 individual jets
- height of mixer 343 mm
- height up to aerator 329 mm
- hole diameter 35 mm
- max. flow 4 l/min
- 1/2" connection
- 2x screw-in M 10 x 1 pressure hose, leak-tested
- lead-free
- This product can help a building meet the requirements of Green Building Rating Systems, e.g. LEED®, BREEAM®, DGNB
- WRAS

	Brushed Platinum	13 717 705-06
	Chrome	13 717 705-00
	Dark Chrome	13 717 705-19
	Brushed Champagne (22kt Gold)	13 717 705-46
	Champagne (22kt Gold)	13 717 705-47
	Brushed Dark Platinum	13 717 705-99

13 717 705 Product version from 3/9/2015 to 6/16/2021



Flow rate chart



Codes & Standards

ASME A112.18.1	cUPC	DIN 4109	EPA WaterSense
Executive Order no. 1007	ISO 3822	NSF372	NSF61
Scottish Water Byelaws	UK Water Supply Regulations	Ü-Zeichen	WaterSense





CL.1 Deck-mounted basin spout without pop-up waste - Brushed Platinum

CL.1

13 717 705 Product version from 3/9/2015 to 6/16/2021

Certificates and sustainability

GDV_0400	LGA_28	IAPMO_N-4	IAPMO_4976	IAPMO_8834
WRAS_1512	IAPMO_6			

CL.1 Deck-mounted basin spout without pop-up waste - Brushed Platinum

CL.1

13 717 705 Product version from 3/9/2015 to 6/16/2021

Parts for other
finishes can be found
here: [Chrome](#)



Spare parts list

No.	Item Number	Name	Quantity used	Delivery time
7	04 30 04 016 00 90	hose	2.00	60
9	04 23 10 044 06 90	fixing set	1.00	2
4	09 23 01 034 90	flow reducer	1.00	2
1	90 11 70 003 00-06	spout	1.00	10
8	09 30 01 208 90	connection	1.00	2
3	09 16 01 016 90	ring	1.00	2
5	09 14 10 130 90	seal	1.00	2
6	09 11 10 055 10 90	connection	1.00	2
2	09 31 11 044 90	pin	1.00	2
10	90 23 30 040 00-06	threaded connector	2.00	10