

MEM Wall-mounted basin spout without pop-up waste - Chrome

MEM

13 800 782



- 200mm projection
- fixed spout
- rectangular, air-enriched flow
- hole diameter 37 mm
- rosette 60 x 60 mm
- 1/2" connection
- max. flow 5.7 l/min
- lead-free
- WRAS 2203039
- This product can help a building meet the requirements of Green Building Rating Systems, e.g. LEED®, BREEAM®, DGNB

	Chrome	13 800 782-00
	Brushed Platinum	13 800 782-06
	Platinum	13 800 782-08
	Dark Chrome	13 800 782-19
	Brushed Durabronze (23kt Gold)	13 800 782-28
	Brushed Champagne (22kt Gold)	13 800 782-46
	Champagne (22kt Gold)	13 800 782-47
	Brushed Dark Platinum	13 800 782-99

Recommended miscellaneous



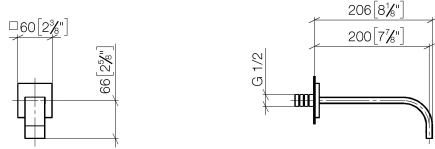
Concealed wall elbow -

35 085 970 90

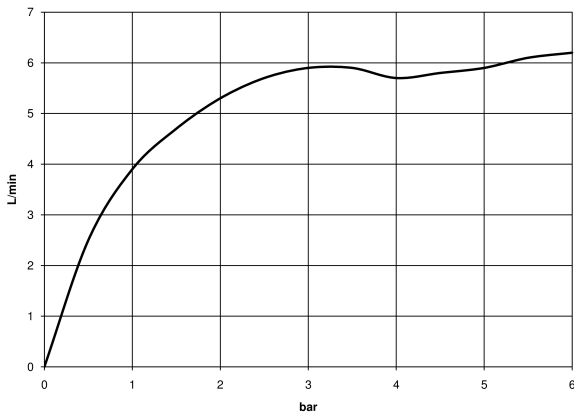
- max. recess depth 163 mm
- min. recess depth 90 mm

13 800 782

mm [inches]



Flow rate chart



Codes & Standards

Scottish Water
Byelaws

UK Water Supply
Regulations



MEM Wall-mounted basin spout without pop-up waste - Chrome

MEM

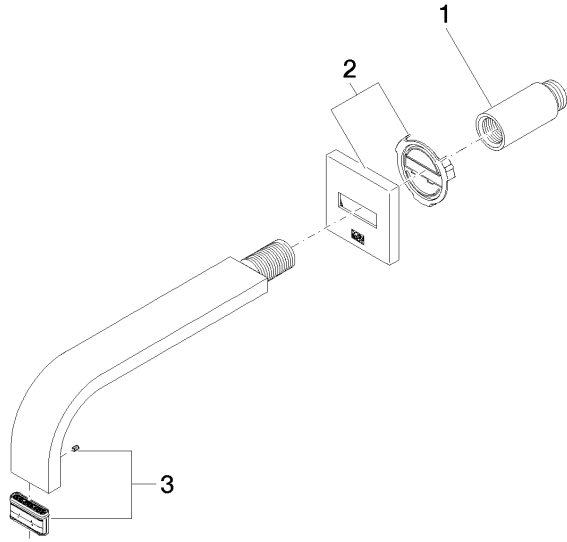
13 800 782

Certificates

WRAS_2203

13 800 782

Product version from 3/10/2014





MEM Wall-mounted basin spout without pop-up waste - Chrome

MEM

13 800 782

Spare parts list

Product version from 3/10/2014

No.	Item Number	Name	Quantity used	Delivery time
	09 24 03 081 10 90	extension	3	2