

MADISON Bath spout for wall mounting - Brushed Platinum

13 801 380 Product version from 7/31/2009

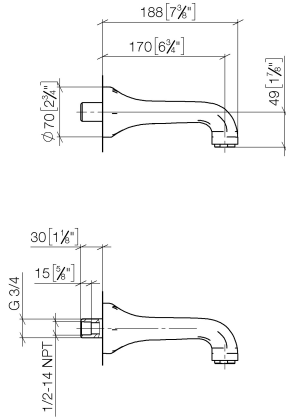


- 170mm projection
- circular normal flow
- hole diameter 37 mm
- 3/4" connection
- max. flow 22 l/min at 3 bar flow pressure
- WRAS

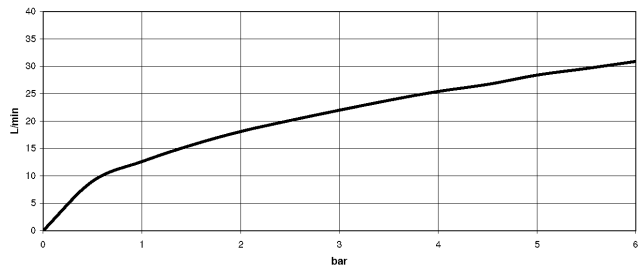
MADISON Bath spout for wall mounting - Brushed Platinum

13 801 380 Product version from 7/31/2009

mm [inches]



Flow rate chart



Codes & Standards

Scottish Water
Byelaws

UK Water Supply
Regulations



MADISON Bath spout for wall mounting - Brushed Platinum

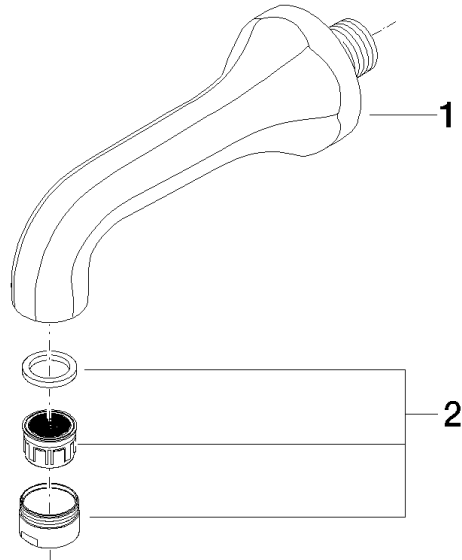
13 801 380 Product version from 7/31/2009

Certificates

WRAS_1404

MADISON Bath spout for wall mounting - Brushed Platinum

13 801 380 Product version from 7/31/2009



Spare parts list

No.	Item Number	Name	Quantity used	Delivery time
1	09 11 36 090-06	spout	1	60
2	90 23 01 121 00-06	aerator	1	10