









MEM Bath spout for wall mounting - Brushed Durabronss (23kt Gold)

MEM

13 801 782 Product version from 3/10/2014



- 220mm projection
- rectangular, air-enriched flow
- rosette 60 x 60 mm
- hole diameter 37 mm
- 1/2" connection
- max. flow 38.5 l/min at 3 bar flow pressure
- WRAS

	Brushed Durabronss (23kt Gold)	13 801 782-28
	Chrome	13 801 782-00
	Brushed Platinum	13 801 782-06
	Platinum	13 801 782-08
	Dark Chrome	13 801 782-19
	Brushed Champagne (22kt Gold)	13 801 782-46
	Champagne (22kt Gold)	13 801 782-47
	Brushed Dark Platinum	13 801 782-99

Recommended miscellaneous



- Concealed wall elbow -**
 • max. recess depth 163 mm
 • min. recess depth 90 mm

35 085 970 90

13 801 782 Product version from 3/10/2014

mm [inches]



Flow rate chart



Codes & Standards

Scottish Water
Byelaws

UK Water Supply
Regulations



MEM Bath spout for wall mounting - Brushed Durabrass (23kt Gold)

MEM

13 801 782 Product version from 3/10/2014

Certificates and sustainability

WRAS_2203



Spare parts list

No.	Item Number	Name	Quantity used	Delivery time
2	90 27 78 035 00-28	rosette	1.00	20
1	09 14 10 111 90	seal	1.00	2
3	04 28 22 290 00-28	spout	1.00	20