





CL.1 Deck valve anti-clockwise closing hot - Dark Chrome

CL.1

20 001 706    Product version from 3/9/2015



- with WAVES structure
- hole diameter 32 mm
- rosette 60 x 60 mm
- with hot marking
- WRAS

|   |                               |               |
|---|-------------------------------|---------------|
|  | Dark Chrome                   | 20 001 706-19 |
|  | Chrome                        | 20 001 706-00 |
|  | Brushed Platinum              | 20 001 706-06 |
|  | Brushed Champagne (22kt Gold) | 20 001 706-46 |
|  | Champagne (22kt Gold)         | 20 001 706-47 |
|  | Brushed Dark Platinum         | 20 001 706-99 |

mm [inches]



### Flow rate chart



### Codes & Standards

|                        |                             |           |          |
|------------------------|-----------------------------|-----------|----------|
| ASME A112.18.1         | cUPC                        | DIN 4109  | ISO 3822 |
| Scottish Water Byelaws | UK Water Supply Regulations | Ü-Zeichen |          |



## CL.1 Deck valve anti-clockwise closing hot - Dark Chrome

---

CL.1

20 001 706 Product version from 3/9/2015

### Certificates and sustainability

---

IAPMO\_4976

WRAS\_2103

LGA\_28

## CL.1 Deck valve anti-clockwise closing hot - Dark Chrome

CL.1

20 001 706 Product version from 3/9/2015

Parts for other  
finishes can be found  
here: [Chrome](#)



### Spare parts list

| No.  | Item Number        | Name               | Quantity used | Delivery time |
|--|--------------------|--------------------|---------------|---------------|
| 6  | 90 23 30 040 00-19 | threaded connector | 1.00          | -             |
| Spare part can no longer be ordered, please order the replacement item |                    |                    |               |               |
| 1  | 90 20 70 055 05-19 | handle ( hot )     | 1.00          | 20            |
| 7  | 09 30 11 059 90    | disc               | 1.00          | 2             |
| 4  | 04 23 10 032 78 90 | fixing set         | 1.00          | 2             |
| 5  | 04 17 11 023 10 90 | distributor        | 1.00          | 2             |
| 3  | 90 90 03 132 00 90 | top                | 1.00          | 2             |
| 2  | 04 17 11 058 32 90 | side panel         | 1.00          | 2             |
| 8  | 09 23 10 012 90    | nut                | 1.00          | 2             |