








## MADISON Single-hole bidet mixer with pop-up waste - Brushed Dark Brass

MADISON

24 510 360



- 125mm projection
- ball-joint pivotable through 15°
- circular, air-enriched flow
- height of mixer 88 mm
- height up to aerator 78 mm
- hole diameter 35 mm
- 2x screw-in M 10 x 1 pressure hose, leak-tested
- max. flow 7 l/min
- WRAS

	Brushed Dark Brass	24 510 360-39
	Chrome	24 510 360-00
	Brushed Platinum	24 510 360-06
	Platinum	24 510 360-08
	Durabrass (23kt Gold)	24 510 360-09
	Brushed Durabrass (23kt Gold)	24 510 360-28
	Brushed Dark Platinum	24 510 360-99

Pressure (bar)	Minimum Air Velocity (L/min)
0	0
0.5	3.0
1.0	4.5
1.5	5.5
2.0	6.2
2.5	6.8
3.0	7.0
4.0	7.0
5.0	7.0
6.0	7.0

## UK Water Supply Regulations



## MADISON Single-hole bidet mixer with pop-up waste - Brushed Dark Brass

---

MADISON

24 510 360

Certificates and sustainability

---

WRAS\_2310

24 510 360

Parts for other  
finishes can be found  
here: [Chrome](#)



23 ——— Abflusssammler 04.11.01.001.00-#