

Hand shower - Dark Chrome



























SERIES-VARIOUS

28 012 979



- Four settings: COMPACT RAIN, COMPACT SOFT FLOW, COMPACT AQUAPRESSURE FLOW, COMPACT CASCADE, max. flow rate 15 l/min (at 3 bar)
- with anti-scale system
- spray head Ø 120mm
- 1/2" connection

Intrinsic protection against back flow.

	Dark Chrome	28 012 979-19
	Chrome	28 012 979-00 0010
	Chrome	28 012 979-00
	Brushed Platinum	28 012 979-06 0010
	Brushed Platinum	28 012 979-06
	Platinum	28 012 979-08
	Platinum	28 012 979-08 0010
	Dark Chrome	28 012 979-19 0010
	Light Gold	28 012 979-26
	Light Gold	28 012 979-26 0010
	Brushed Light Gold	28 012 979-27
	Brushed Light Gold	28 012 979-27 0010
	Brushed Durabrass (23kt Gold)	28 012 979-28
	Brushed Durabrass (23kt Gold)	28 012 979-28 0010
	Matte Black	28 012 979-33
	Matte Black	28 012 979-33 0010
	Brushed Bronze	28 012 979-42
	Brushed Bronze	28 012 979-42 0010
	Brushed Champagne (22kt Gold)	28 012 979-46 0010
	Brushed Champagne (22kt Gold)	28 012 979-46
	Champagne (22kt Gold)	28 012 979-47
	Champagne (22kt Gold)	28 012 979-47 0010
	Brushed Chrome	28 012 979-93
	Brushed Chrome	28 012 979-93 0010
	Brushed Dark Platinum	28 012 979-99
	Brushed Dark Platinum	28 012 979-99 0010



Hand shower - Dark Chrome

SERIES-VARIOUS

28 012 979

28 012 979

mm [inches]



Flow rate chart



Codes & Standards

DIN 4109

EN 1112

ISO 3822

Ü-Zeichen



Hand shower - Dark Chrome

SERIES-VARIOUS

28 012 979

Certificates and sustainability

DVGW_DW- LGA_29
6517DN0

28 012 979

Parts for other
finishes can be found
here: [Chrome](#)

