







28 015 626

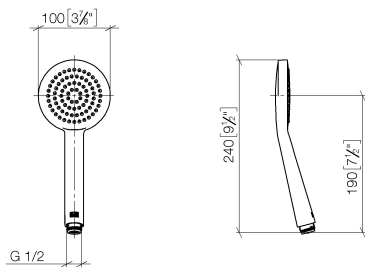


- normal flow
 - with anti-scale system
 - spray head Ø 100mm
 - 1/2" connection
 - max. flow 6.8 l/min
 - This product can help a building meet the requirements of Green Building Rating Systems, e.g. LEED®, BREEAM®, DGNB
- Intrinsic protection against back flow.

	Matte Black	28 015 626-33 0010
	Chrome	28 015 626-00
	Chrome	28 015 626-00 0010
	Matte Black	28 015 626-33
	Brushed Chrome	28 015 626-93
	Brushed Chrome	28 015 626-93 0010

28 015 626

mm [inches]



Codes & Standards

DIN 4109

ISO 3822

Ü-Zeichen

Certificates and sustainability

LGA_29