

28 025 979



- spray head Ø 100mm
- COMPACT RAIN, max. flow rate 5 l/min (at 3 bar)
- with anti-scale system
- 1/2" connection
- This product can help a building meet the requirements of Green Building Rating Systems, e.g. LEED®, BREEAM®, DGNB

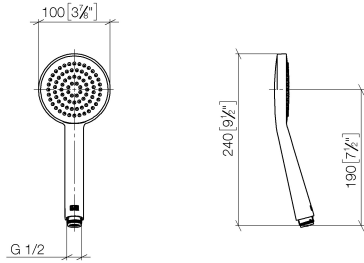
Intrinsic protection against back flow.

Fits: IMO, LULU, MADISON, MEM, TARA, CL.1, LISSÉ, VAIA, META, CYO

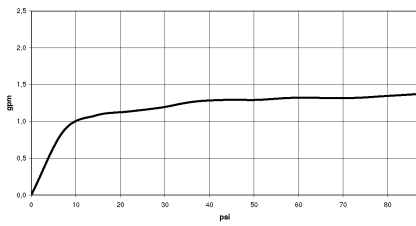
	Dark Chrome	28 025 979-19 0010
	Chrome	28 025 979-00 0010
	Brushed Platinum	28 025 979-06 0010
	Platinum	28 025 979-08 0010
	Light Gold	28 025 979-26 0010
	Brushed Durabronze (23kt Gold)	28 025 979-28 0010
	Matte Black	28 025 979-33 0010
	Brushed Champagne (22kt Gold)	28 025 979-46 0010
	Champagne (22kt Gold)	28 025 979-47 0010
	Brushed Chrome	28 025 979-93 0010
	Brushed Dark Platinum	28 025 979-99 0010

28 025 979

mm [inches]



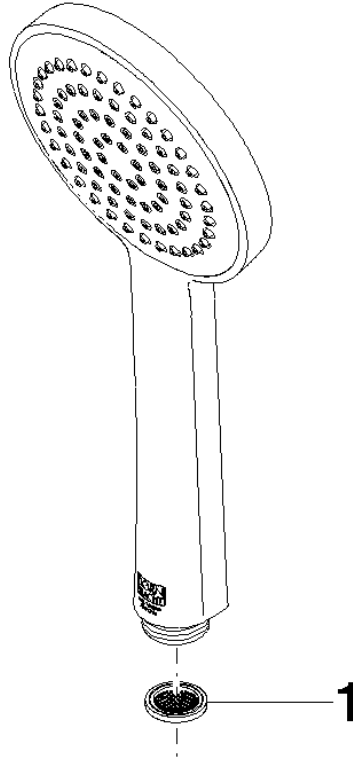
Flow rate chart



28 025 979

**Product version from 4/1/2023**

Parts for other  
finishes can be found  
here: [Chrome](#)





SERIES-VARIOUS Hand shower FlowReduce - Dark Chrome

IMO

28 025 979

**Spare parts list**

**Product version from 4/1/2023**

No.	Item Number	Name	Quantity used	Delivery time
	09 23 01 039 90	sieve	1	2