




28 648 626



- 450mm projection
- rain flow
- with anti-scale system
- rain shower Ø 220 mm
- rosette Ø 60 mm
- 1/2" connection
- max. flow 7 l/min
- quick clearing
- This product can help a building meet the requirements of Green Building Rating Systems, e.g. LEED®, BREEAM®, DGNB

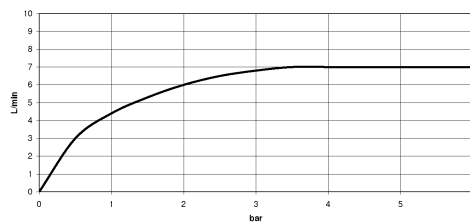
	Matte Black	28 648 626-33
	Chrome	28 648 626-00
	Brushed Chrome	28 648 626-93

28 648 626

mm [inches]



Flow rate chart



Codes & Standards

DIN 4109

ISO 3822

Ü-Zeichen



EDITION PRO Rain shower with wall fixing FlowReduce 220 mm - Matte Black

EDITION PRO

28 648 626

Certificates and sustainability

LGA_38

28 648 626

Parts for other
finishes can be found
here: [Chrome](#)



Spare parts list

No.	Item Number	Name	Quantity used	Delivery time
	2 09 17 20 120 90	holder	1.00	2
	7 90 12 05 092 20-33	shower	1.00	30
	4 09 27 97 015-33	rosette	1.00	30
	3 09 14 10 150 90	seal	2.00	2
	8 90 30 09 069 00 90	key	1.00	2
	6 09 23 01 075 90	insert	1.00	2
	1 04 30 31 032 00 90	fixing set	1.00	2
	5 90 11 03 070 00-33	pipe	1.00	30