








Rain shower with wall fixing 300 mm - Platinum

SERIES SPECIFIC

28 679 670 Product version from 3/13/2017



- 450mm projection
- rain shower Ø 300 mm
- PURE RAIN, max. flow rate 14 l/min (at 3 bar)
- Function from: 10 l/min
- rosette 65 x 65 mm
- 1/2" connection
- with anti-scale system
- quick clearing
- WRAS

| | | |
|---|-----------------------------------|---------------|
|  | Platinum | 28 679 670-08 |
|  | Chrome | 28 679 670-00 |
|  | Brushed Platinum | 28 679 670-06 |
|  | Brushed Durabronze (23kt Gold) | 28 679 670-28 |
|  | Matte Black | 28 679 670-33 |
|  | Brushed Chrome | 28 679 670-93 |
|  | Brushed Dark Platinum | 28 679 670-99 |

Recommended miscellaneous



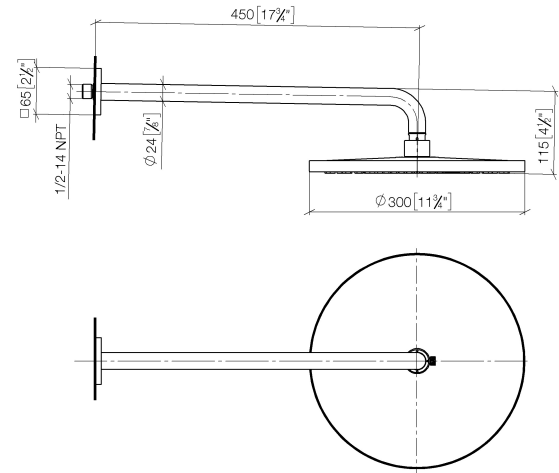
- Concealed wall elbow -** 35 085 970 90
- max. recess depth 163 mm
 - min. recess depth 90 mm

Rain shower with wall fixing 300 mm - Platinum

SERIES SPECIFIC

28 679 670 Product version from 3/13/2017

mm [inches]



Flow rate chart



Codes & Standards

DIN 4109

ISO 3822

Scottish Water
Byelaws

UK Water Supply
Regulations

Ü-Zeichen



Rain shower with wall fixing 300 mm - Platinum

SERIES SPECIFIC

28 679 670 Product version from 3/13/2017

Certificates and sustainability

WRAS_2212 LGA_29



Spare parts list

| No. | Item Number | Name | Quantity used | Delivery time |
|-----|--------------------|------------|---------------|---------------|
| 7 | 09 23 01 075 90 | insert | 1.00 | 2 |
| 6 | 90 11 03 070 00-08 | pipe | 1.00 | 40 |
| 8 | 04 12 05 091 00-08 | shower | 1.00 | 40 |
| 1 | 04 30 31 032 00 90 | fixing set | 1.00 | 2 |
| 3 | 09 14 10 150 90 | seal | 2.00 | 2 |
| 2 | 09 17 20 120 90 | holder | 1.00 | 2 |
| 9 | 90 30 09 069 00 90 | key | 1.00 | 2 |
| 4 | 90 31 11 038 00 90 | pin | 1.00 | 2 |
| 5 | 09 27 67 015-08 | rosette | 1.00 | 40 |