

Showerpipe with shower thermostat without hand shower - Dark Chrome





SERIES SPECIFIC

34 460 979



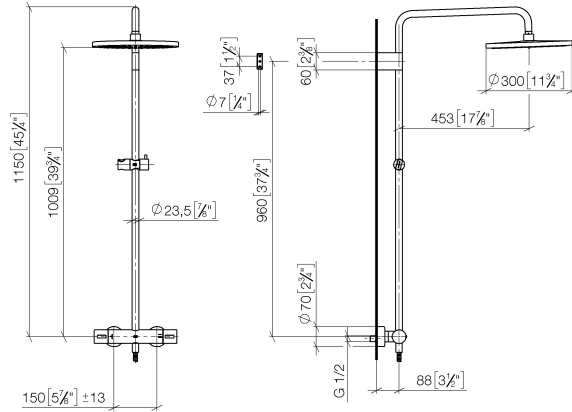
- shower with fixed riser projection 453mm
- overhead shower: rain flow
- rain shower Ø 300 mm
- rain shower with anti-scale system
- max. rainshower flow 14 l/min
- Function from: 10 l/min
- rotary diverter with volume control and shut-off function
- slide-on rosettes Ø 70 mm
- height of fittings up to rain shower (bottom edge) 1009mm
- height of fittings up to top edge of elbow 1150mm
- gauge 150 mm - 13 mm
- metal shower hose 1750mm with integrated anti-twist protection
- 1/2" connection
- slide bar
- Pipe diameter 23.5 mm
- quick clearing
- WRAS

This article does not include a hand shower!
Intrinsic protection against back flow.

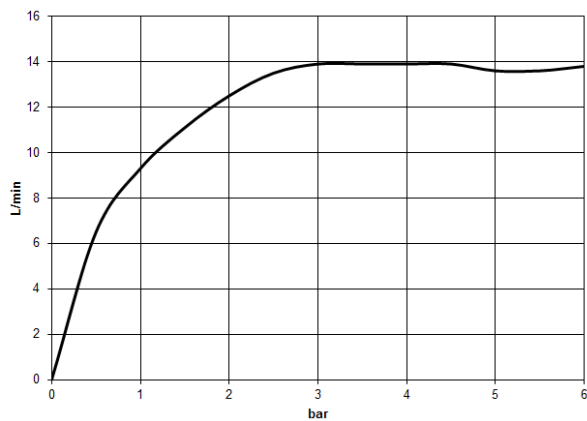
| | | |
|---|--------------------------------|---------------|
|  | Dark Chrome | 34 460 979-19 |
|  | Chrome | 34 460 979-00 |
|  | Brushed Platinum | 34 460 979-06 |
|  | Platinum | 34 460 979-08 |
|  | Light Gold | 34 460 979-26 |
|  | Brushed Light Gold | 34 460 979-27 |
|  | Brushed Durabronze (23kt Gold) | 34 460 979-28 |
|  | Matte Black | 34 460 979-33 |
|  | Brushed Dark Brass | 34 460 979-39 |
|  | Brushed Bronze | 34 460 979-42 |
|  | Brushed Champagne (22kt Gold) | 34 460 979-46 |
|  | Champagne (22kt Gold) | 34 460 979-47 |
|  | Brushed Chrome | 34 460 979-93 |
|  | Brushed Dark Platinum | 34 460 979-99 |

34 460 979

mm [inches]
1:10



Flow rate chart



Codes & Standards

DIN 4109

EN 1111

ISO 3822

Scottish Water
Byelaws

UK Water Supply
Regulations

Ü-Zeichen



Showerpipe with shower thermostat without hand shower - Dark Chrome

SERIES SPECIFIC

34 460 979

Certificates and sustainability

| | | |
|---------------------|-----------|--------|
| DVGW_DW- 6509DN0 | WRAS_2204 | LGA_38 |
|---------------------|-----------|--------|

34 460 979

Parts for other
finishes can be found
here: [Chrome](#)

