







Concealed single-lever mixer with cover plate - Brushed Dark Platinum

SERIES SPECIFIC

36 060 660 Product version up to 6/29/2020



- cover plate Ø 78 mm
- WRAS

	Brushed Dark Platinum	36 060 660-99
	Chrome	36 060 660-00
	Brushed Platinum	36 060 660-06
	Platinum	36 060 660-08
	Dark Chrome	36 060 660-19
	Light Gold	36 060 660-26
	Brushed Light Gold	36 060 660-27
	Brushed Durabronze (23kt Gold)	36 060 660-28
	Matte Black	36 060 660-33
	Brushed Dark Brass	36 060 660-39
	Brushed Bronze	36 060 660-42
	Brushed Champagne (22kt Gold)	36 060 660-46
	Champagne (22kt Gold)	36 060 660-47
	Brushed Chrome	36 060 660-93

Required miscellaneous



Concealed wall-mounted single-lever mixer - 35 860 970 90

- max. recess depth 95 mm
- min. recess depth 80 mm



Flow rate chart



Codes & Standards

DIN 4109	ISO 3822	Scottish Water Byelaws	UK Water Supply Regulations
----------	----------	---------------------------	--------------------------------

Ü-Zeichen



Concealed single-lever mixer with cover plate - Brushed Dark Platinum

SERIES SPECIFIC

36 060 660 Product version up to 6/29/2020

Certificates and sustainability

WRAS_2107

LGA_29



Spare parts list

No.	Item Number	Name	Quantity used	Delivery time
1	90 15 05 064 01 90	cartridge	1.00	2
2	90 27 66 009 00-99	rosette	1.00	20
4	90 20 66 006 00-99	handle	1.00	20
3	09 11 02 293-99	cover	1.00	20
5	90 30 09 064 00 90	key	1.00	2