








# SERENITY SKY Rain panel for recessed ceiling installation - Dark Chrome

SERIES-VARIOUS

41 770 979 Product version from 9/1/2024



- exposed trim parts
- Rain panel with 2 different spray modes
- PURIFY RAIN, 175 x 175 mm, max. flow rate 10 l/min (at 3 bar)
- FULL RAIN, 455 x 315 mm, max. flow rate 14 l/min (at 3 bar)
- Rain panel, 600 x 420 mm
- min. recess depth 150 mm
- weight 15kg
- feed pipe (hot/cold): 2x DN 20
- with anti-scale system
- Recommended control element: xTool
- Not suitable for use in a steam room.

	Dark Chrome	41 770 979-19
	Chrome	41 770 979-00
	Brushed Bronze	41 770 979-42
	Brushed Champagne (22kt Gold)	41 770 979-46
	Champagne (22kt Gold)	41 770 979-47
	Brushed Stainless Steel	41 770 979-86
	Brushed Dark Platinum	41 770 979-99

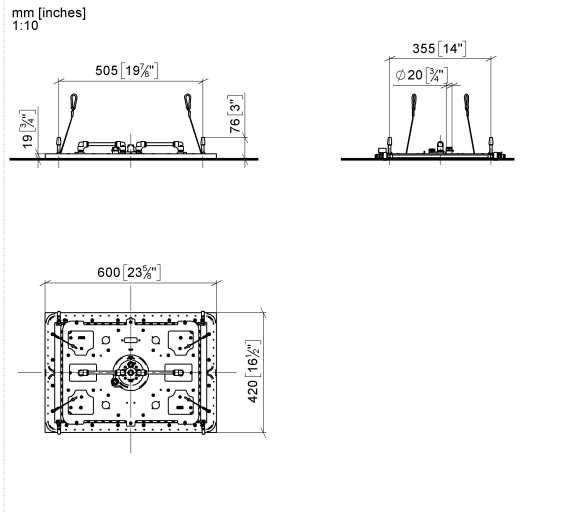
## Required miscellaneous



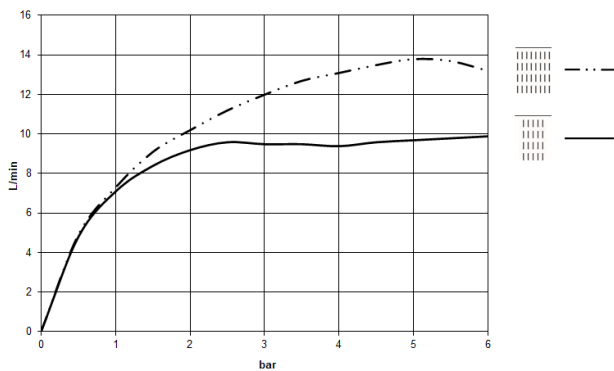
### SERENITY SKY Concealed ceiling installation box - 35 770 970 90

- concealed rough parts
- 2x female thread 1/2" connections
- flush-mounted reflection box, 662 x 482 mm, RAL 9003, Signal White
- min. recess depth 150 mm
- weight 15kg
- Recommended control element: xTool

41 770 979 Product version from 9/1/2024



### Flow rate chart



### Codes & Standards

DIN 4109

ISO 3822

Scottish Water  
Byelaws

UK Water Supply  
Regulations

### Ü-Zeichen



## SERENITY SKY Rain panel for recessed ceiling installation - Dark Chrome

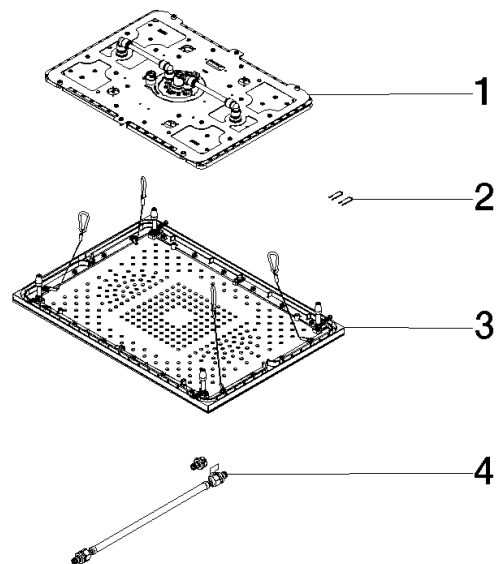
SERIES-VARIOUS

41 770 979 Product version from 9/1/2024

Certificates and sustainability

LGA\_38

WRAS\_250102



### Spare parts list

No.	Item Number	Name	Quantity used	Delivery time
4	90 30 04 033 00 90	hose	1.00	2
1	90 12 01 095 02 90	shower	1.00	2
2	91 16 02 053 00 90	holder	1.00	2
3	90 12 05 106 00-19	cover	1.00	20