

MEM Washstand fitting with electronic opening and closing function without pop-up waste - Brushed Platinum





MEM

44 521 782



- 165mm projection
- Infrared sensor technology
- height of mixer 313 mm
- height up to aerator 206 mm
- hole diameter 35 mm
- fixed spout
- max. flow 5.7 l/min
- rectangular, air-enriched flow
- suitable for thermal disinfection
- Automatic shut-off after pre-set time is reached
- Indirect temperature control (undercounter)
- Control box included
- Adjustable sensor detection range
- Battery or plug-in power supply operated (batteries not included)
- 4x AA (1.5V) batteries required
- lead-free
- 1x screw-in M 8 x 1 pressure hose, leak-tested
- This product can help a building meet the requirements of Green Building Rating Systems, e.g. LEED®, BREEAM®, DGNB
- WRAS

Batteries not included

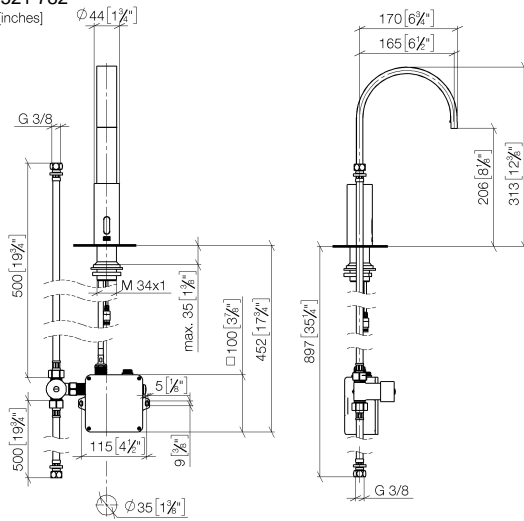
| | | |
|---|--------------------------------|---------------|
|  | Brushed Platinum | 44 521 782-06 |
|  | Chrome | 44 521 782-00 |
|  | Platinum | 44 521 782-08 |
|  | Dark Chrome | 44 521 782-19 |
|  | Brushed Durabronze (23kt Gold) | 44 521 782-28 |
|  | Matte Black | 44 521 782-33 |
|  | Champagne (22kt Gold) | 44 521 782-47 |
|  | Brushed Chrome | 44 521 782-93 |
|  | Brushed Dark Platinum | 44 521 782-99 |

MEM Washstand fitting with electronic opening and closing function without pop-up waste - Brushed Platinum

MEM

44 521 782

mm [inches]
1:5



Flow rate chart



Codes & Standards

DIN 4109

EN 1717

ISO 3822

Scottish Water
Byelaws

UK Water Supply
Regulations

Ü-Zeichen



MEM Washstand fitting with electronic opening and closing function without pop-up waste - Brushed Platinum

MEM

44 521 782

Certificates and sustainability

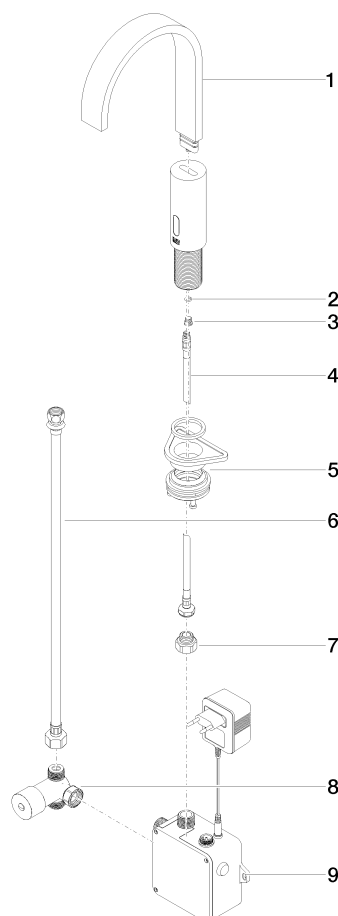
Belgaqua_23-210-2 LGA_38

WRAS_2211

MEM Washstand fitting with electronic opening and closing function without pop-up waste - Brushed Platinum

MEM

44 521 782
Parts for other
finishes can be found
here: [Chrome](#)



Spare parts list

| No. | Item Number | Name | Quantity used | Delivery time |
|-----|--------------------|-----------------------|---------------|---------------|
| 7 | 09 24 03 185-00 | nipple | 1.00 | 10 |
| 1 | 90 28 22 373 00-06 | spout | 1.00 | 10 |
| 4 | 04 30 04 100 00 90 | hose | 2.00 | 2 |
| 9 | 90 10 01 247 00 90 | valve box | 1.00 | 2 |
| 5 | 04 23 10 044 08 90 | fixing set | 1.00 | 2 |
| 2 | 09 14 10 132 90 | seal | 1.00 | 2 |
| 6 | 12 506 970 90 | High pressure hoses - | 1.00 | 2 |
| 3 | 09 31 20 027 10-00 | plug | 1.00 | 10 |
| 8 | 90 30 50 081 00 90 | valve | 1.00 | 2 |