

MEM Wall-mounted basin spout without pop-up waste - Brushed Dark Platinum

MEM

13 800 782 Product version from 3/10/2014



- 200mm projection
- fixed spout
- rectangular, air-enriched flow
- hole diameter 37 mm
- rosette 60 x 60 mm
- 1/2" connection
- max. flow 5.7 l/min
- lead-free
- WRAS
- This product can help a building meet the requirements of Green Building Rating Systems, e.g. LEED®, BREEAM®, DGNB

	Brushed Dark Platinum	13 800 782-99
	Chrome	13 800 782-00
	Brushed Platinum	13 800 782-06
	Platinum	13 800 782-08
	Dark Chrome	13 800 782-19
	Brushed Durabronze (23kt Gold)	13 800 782-28
	Brushed Champagne (22kt Gold)	13 800 782-46
	Champagne (22kt Gold)	13 800 782-47

Recommended miscellaneous



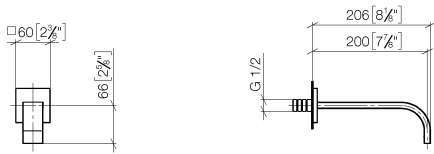
Concealed wall elbow -

35 085 970 90

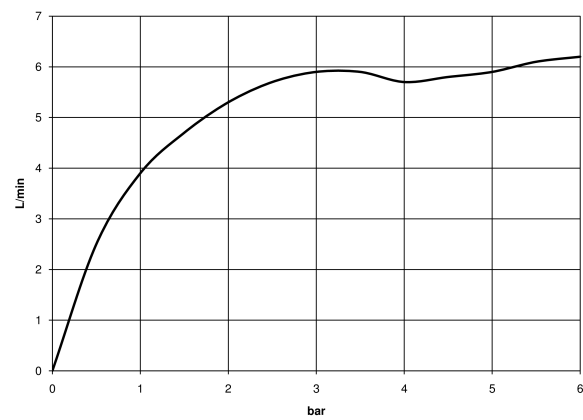
- min. recess depth 90 mm
- max. recess depth 163 mm

13 800 782 Product version from 3/10/2014

mm [inches]



Flow rate chart



Codes & Standards

Scottish Water
Byelaws

UK Water Supply
Regulations



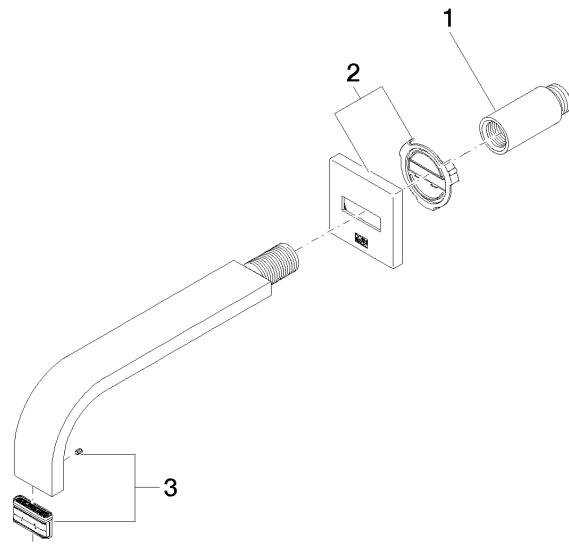
MEM Wall-mounted basin spout without pop-up waste - Brushed Dark Platinum

MEM

13 800 782 Product version from 3/10/2014

Certificates and sustainability

WRAS_2203



Spare parts list

No.	Item Number	Name	Quantity used	Delivery time
2	90 27 78 035 00-99	rosette	1.00	20
1	09 24 03 081 10 90	extension	1.00	2
3	90 29 03 109 00 90	aerator	1.00	2