

## TARA Bath spout for wall mounting - Brushed Light Gold

TARA

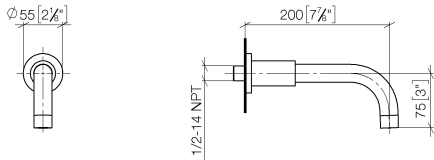
13 801 892 Product version from 4/1/2024



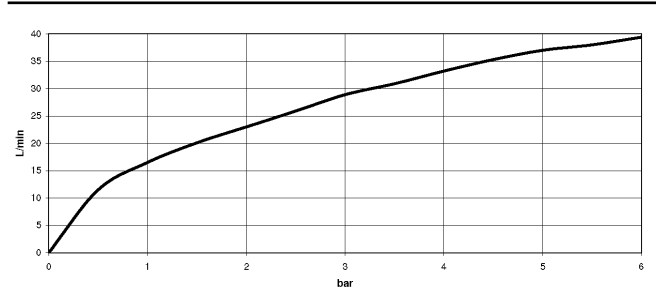
- 200mm projection
- circular normal flow
- rosette Ø 55 mm
- hole diameter 37 mm
- 1/2" connection
- max. flow 29 l/min at 3 bar flow pressure
- WRAS

	Brushed Light Gold	13 801 892-27
	Chrome	13 801 892-00
	Brushed Platinum	13 801 892-06
	Platinum	13 801 892-08
	Dark Chrome	13 801 892-19
	Brushed Durabronze (23kt Gold)	13 801 892-28
	Matte Black	13 801 892-33
	Brushed Dark Brass	13 801 892-39
	Brushed Bronze	13 801 892-42
	Brushed Champagne (22kt Gold)	13 801 892-46
	Champagne (22kt Gold)	13 801 892-47
	Brushed Chrome	13 801 892-93
	Brushed Dark Platinum	13 801 892-99

mm [inches]



### Flow rate chart



### Codes & Standards

DIN 4109	ISO 3822	Scottish Water Byelaws	UK Water Supply Regulations
----------	----------	---------------------------	--------------------------------

### Ü-Zeichen



## TARA Bath spout for wall mounting - Brushed Light Gold

TARA

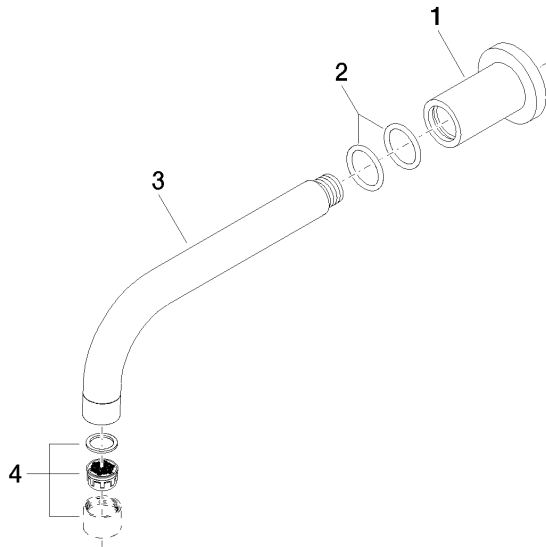
13 801 892 Product version from 4/1/2024

Certificates and sustainability

LGA\_18

WRAS\_240602

Parts for other  
finishes can be found  
here: [Chrome](#)



Spare parts list

No.	Item Number	Name	Quantity used	Delivery time
3	04 28 22 198 20-27	spout	1.00	60
1	09 27 89 009-27	rosette	1.00	60
2	90 14 10 025 00 90	seal	2.00	2
4	90 23 01 024 00-27	aerator	1.00	30